

# Constructors in Java

In **Java**, a constructor is a block of codes similar to the method. It is called when an instance of the **class** is created. At the time of calling constructor, memory for the object is allocated in the memory.

It is a special type of method which is used to initialize the object.

Every time an object is created using the `new()` keyword, at least one constructor is called.

It calls a default constructor if there is no constructor available in the class. In such case, Java compiler provides a default constructor by default.

There are two types of constructors in Java: no-arg constructor, and parameterized constructor.

**Note:** It is called constructor because it constructs the values at the time of object creation. It is not necessary to write a constructor for a class. It is because java compiler creates a default constructor if your class doesn't have any.



## Rules for creating Java constructor

There are two rules defined for the constructor.

1. Constructor name must be the same as its class name
2. A Constructor must have no explicit return type
3. A Java constructor cannot be abstract, static, final, and synchronized

Note: We can use **access modifiers** while declaring a constructor. It controls the object creation. In other words, we can have private, protected, public or default constructor in Java.



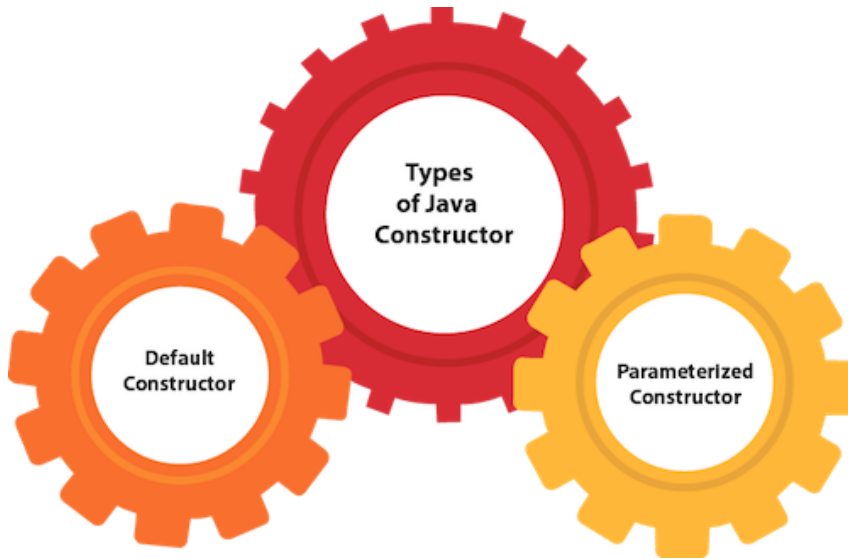
Prime Ministers of India | List of Prim...

## Types of Java constructors

There are two types of constructors in Java:

↑ SCROLL TO TOP ctor (no-arg constructor)

## 2. Parameterized constructor



## Java Default Constructor

A constructor is called "Default Constructor" when it doesn't have any parameter.

Syntax of default constructor:

```
<class_name>(){}
```

## Example of default constructor

In this example, we are creating the no-arg constructor in the Bike class. It will be invoked at the time of object creation.

```
//Java Program to create and call a default constructor
class Bike1{
//creating a default constructor
Bike1(){System.out.println("Bike is created");}
//main method
public static void main(String args[]){
//calling a default constructor
Bike1 b=new Bike1();
}
}
```

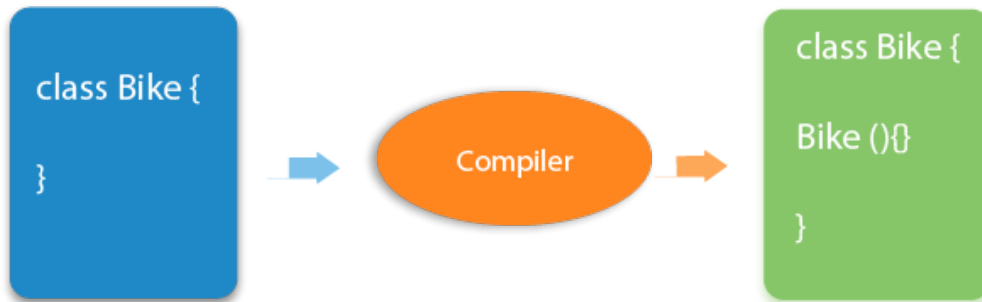
Test it Now

↑ SCROLL TO TOP

Prime Ministers of India | List of Prim...

Bike is created

Rule: If there is no constructor in a class, compiler automatically creates a default constructor.



Q) What is the purpose of a default constructor?

The default constructor is used to provide the default values to the object like 0, null, etc., depending on the type.

### Example of default constructor that displays the default values

```
//Let us see another example of default constructor
//which displays the default values
class Student3{
int id;
String name;
//method to display the value of id and name
void display(){System.out.println(id+" "+name);}

public static void main(String args[]){
//creating objects
Student3 s1=new Student3();
Student3 s2=new Student3();
//displaying values of the object
s1.display();
s2.display();
}
}
```

Prime Ministers of India | List of Prim...

Output:

```
0 null
0 null
```

**Explanation:** In the above class, you are not creating any constructor so compiler provides you a default constructor. Here 0 and null values are provided by default constructor.

## Java Parameterized Constructor

A constructor which has a specific number of parameters is called a parameterized constructor.

### Why use the parameterized constructor?

The parameterized constructor is used to provide different values to distinct objects. However, you can provide the same values also.

### Example of parameterized constructor

In this example, we have created the constructor of Student class that have two parameters. We can have any number of parameters in the constructor.

```
//Java Program to demonstrate the use of the parameterized constructor.
```

```
class Student4{
    int id;
    String name;
    //creating a parameterized constructor
    Student4(int i,String n){
        id = i;
        name = n;
    }
    //method to display the values
    void display(){System.out.println(id+ " "+name);}

    public static void main(String args[]){
```

↑ SCROLL TO TOP ↗ and passing values

Prime Ministers of India | List of Prim...

```
Student4 s1 = new Student4(111,"Karan");
Student4 s2 = new Student4(222,"Aryan");
//calling method to display the values of object
s1.display();
s2.display();
}
}
```

#### Test it Now

Output:

```
111 Karan
222 Aryan
```

## Constructor Overloading in Java

In Java, a constructor is just like a method but without return type. It can also be overloaded like Java methods.

Constructor **overloading in Java** is a technique of having more than one constructor with different parameter lists. They are arranged in a way that each constructor performs a different task. They are differentiated by the compiler by the number of parameters in the list and their types.

### Example of Constructor Overloading

```
//Java program to overload constructors
class Student5{
    int id;
    String name;
    int age;
    //creating two arg constructor
    Student5(int i,String n){
        id = i;
        name = n;
    }
    //creating three arg constructor
    Student5(int i,String n,int a){
        id = i;
        name = n;
    }
}
```

Prime Ministers of India | List of Prim...

```
void display(){System.out.println(id+ " "+name+ " "+age);}
```

```
public static void main(String args[]){  
Student5 s1 = new Student5(111,"Karan");  
Student5 s2 = new Student5(222,"Aryan",25);  
s1.display();  
s2.display();  
}  
}
```

#### Test it Now

Output:

```
111 Karan 0  
222 Aryan 25
```

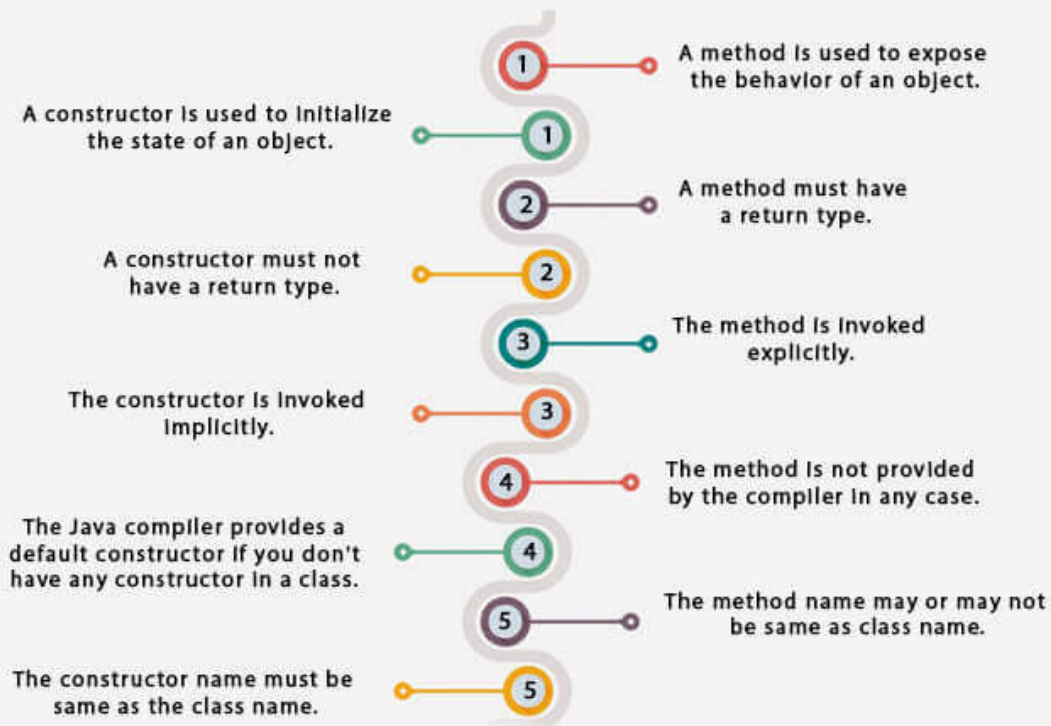
## Difference between constructor and method in Java

There are many differences between constructors and methods. They are given below.

Java Constructor	Java Method
A constructor is used to initialize the state of an object.	A method is used to expose the behavior of an object.
A constructor must not have a return type.	A method must have a return type.
The constructor is invoked implicitly.	The method is invoked explicitly.
The Java compiler provides a default constructor if you don't have any constructor in a class.	The method is not provided by the compiler in any case.
The constructor name must be same as the class name.	The method name may or may not be same

Prime Ministers of India | List of Prim...

## Difference between constructor and method in Java



## Java Copy Constructor

There is no copy constructor in Java. However, we can copy the values from one object to another like copy constructor in C++.

There are many ways to copy the values of one object into another in Java. They are:

- By constructor
- By assigning the values of one object into another
- By clone() method of Object class

In this example, we are going to copy the values of one object into another using Java constructor.

```
//Java program to initialize the values from one object to another object
class Student6{
    int id;
    String name;
    //constructor to initialize integer and string
    Student6(int id, String name){
        this.id = id;
        this.name = name;
    }
}
```

↑ SCROLL TO TOP

Prime Ministers of India | List of Prim...

```

name = n;
}
//constructor to initialize another object
Student6(Student6 s){
id = s.id;
name =s.name;
}
void display(){System.out.println(id+ " "+name);}

public static void main(String args[]){
Student6 s1 = new Student6(111,"Karan");
Student6 s2 = new Student6(s1);
s1.display();
s2.display();
}
}

```

#### Test it Now

Output:

```

111 Karan
111 Karan

```

## Copying values without constructor

We can copy the values of one object into another by assigning the objects values to another object. In this case, there is no need to create the constructor.

```

class Student7{
int id;
String name;
Student7(int i,String n){
id = i;
name = n;
}
Student7(){
}
}

```

↑ SCROLL TO TOP `System.out.println(id+ " "+name);}`

Prime Ministers of India | List of Prim...



```
public static void main(String args[]){
Student7 s1 = new Student7(111,"Karan");
Student7 s2 = new Student7();
s2.id=s1.id;
s2.name=s1.name;
s1.display();
s2.display();
}
}
```

#### Test it Now

Output:

```
111 Karan
111 Karan
```

### Q) Does constructor return any value?

Yes, it is the current class instance (You cannot use return type yet it returns a value).

### Can constructor perform other tasks instead of initialization?

Yes, like object creation, starting a thread, calling a method, etc. You can perform any operation in the constructor as you perform in the method.

### Is there Constructor class in Java?

Yes.

### What is the purpose of Constructor class?

Java provides a Constructor class which can be used to get the internal information of a constructor in the class. It is found in the java.lang.reflect package.

Prime Ministers of India | List of Prim... 