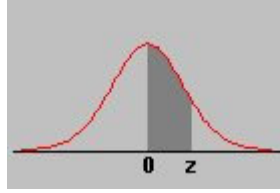
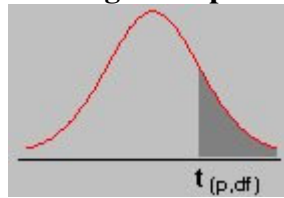


**Standard Normal (Z) Table**  
**Area between 0 and z**



	<b>0.00</b>	<b>0.01</b>	<b>0.02</b>	<b>0.03</b>	<b>0.04</b>	<b>0.05</b>	<b>0.06</b>	<b>0.07</b>	<b>0.08</b>	<b>0.09</b>
<b>0.0</b>	0.0000	0.0040	0.0080	0.0120	0.0160	0.0199	0.0239	0.0279	0.0319	0.0359
<b>0.1</b>	0.0398	0.0438	0.0478	0.0517	0.0557	0.0596	0.0636	0.0675	0.0714	0.0753
<b>0.2</b>	0.0793	0.0832	0.0871	0.0910	0.0948	0.0987	0.1026	0.1064	0.1103	0.1141
<b>0.3</b>	0.1179	0.1217	0.1255	0.1293	0.1331	0.1368	0.1406	0.1443	0.1480	0.1517
<b>0.4</b>	0.1554	0.1591	0.1628	0.1664	0.1700	0.1736	0.1772	0.1808	0.1844	0.1879
<b>0.5</b>	0.1915	0.1950	0.1985	0.2019	0.2054	0.2088	0.2123	0.2157	0.2190	0.2224
<b>0.6</b>	0.2257	0.2291	0.2324	0.2357	0.2389	0.2422	0.2454	0.2486	0.2517	0.2549
<b>0.7</b>	0.2580	0.2611	0.2642	0.2673	0.2704	0.2734	0.2764	0.2794	0.2823	0.2852
<b>0.8</b>	0.2881	0.2910	0.2939	0.2967	0.2995	0.3023	0.3051	0.3078	0.3106	0.3133
<b>0.9</b>	0.3159	0.3186	0.3212	0.3238	0.3264	0.3289	0.3315	0.3340	0.3365	0.3389
<b>1.0</b>	0.3413	0.3438	0.3461	0.3485	0.3508	0.3531	0.3554	0.3577	0.3599	0.3621
<b>1.1</b>	0.3643	0.3665	0.3686	0.3708	0.3729	0.3749	0.3770	0.3790	0.3810	0.3830
<b>1.2</b>	0.3849	0.3869	0.3888	0.3907	0.3925	0.3944	0.3962	0.3980	0.3997	0.4015
<b>1.3</b>	0.4032	0.4049	0.4066	0.4082	0.4099	0.4115	0.4131	0.4147	0.4162	0.4177
<b>1.4</b>	0.4192	0.4207	0.4222	0.4236	0.4251	0.4265	0.4279	0.4292	0.4306	0.4319
<b>1.5</b>	0.4332	0.4345	0.4357	0.4370	0.4382	0.4394	0.4406	0.4418	0.4429	0.4441
<b>1.6</b>	0.4452	0.4463	0.4474	0.4484	0.4495	0.4505	0.4515	0.4525	0.4535	0.4545
<b>1.7</b>	0.4554	0.4564	0.4573	0.4582	0.4591	0.4599	0.4608	0.4616	0.4625	0.4633
<b>1.8</b>	0.4641	0.4649	0.4656	0.4664	0.4671	0.4678	0.4686	0.4693	0.4699	0.4706
<b>1.9</b>	0.4713	0.4719	0.4726	0.4732	0.4738	0.4744	0.4750	0.4756	0.4761	0.4767
<b>2.0</b>	0.4772	0.4778	0.4783	0.4788	0.4793	0.4798	0.4803	0.4808	0.4812	0.4817
<b>2.1</b>	0.4821	0.4826	0.4830	0.4834	0.4838	0.4842	0.4846	0.4850	0.4854	0.4857
<b>2.2</b>	0.4861	0.4864	0.4868	0.4871	0.4875	0.4878	0.4881	0.4884	0.4887	0.4890
<b>2.3</b>	0.4893	0.4896	0.4898	0.4901	0.4904	0.4906	0.4909	0.4911	0.4913	0.4916
<b>2.4</b>	0.4918	0.4920	0.4922	0.4925	0.4927	0.4929	0.4931	0.4932	0.4934	0.4936
<b>2.5</b>	0.4938	0.4940	0.4941	0.4943	0.4945	0.4946	0.4948	0.4949	0.4951	0.4952
<b>2.6</b>	0.4953	0.4955	0.4956	0.4957	0.4959	0.4960	0.4961	0.4962	0.4963	0.4964
<b>2.7</b>	0.4965	0.4966	0.4967	0.4968	0.4969	0.4970	0.4971	0.4972	0.4973	0.4974
<b>2.8</b>	0.4974	0.4975	0.4976	0.4977	0.4977	0.4978	0.4979	0.4979	0.4980	0.4981
<b>2.9</b>	0.4981	0.4982	0.4982	0.4983	0.4984	0.4984	0.4985	0.4985	0.4986	0.4986
<b>3.0</b>	0.4987	0.4987	0.4987	0.4988	0.4988	0.4989	0.4989	0.4989	0.4990	0.4990

**t table with right tail probabilities**

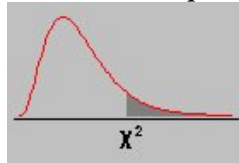


df\p	0.40	0.25	0.10	0.05	0.025	0.01	0.005	0.0005
1	0.324920	1.000000	3.077684	6.313752	12.70620	31.82052	63.65674	636.6192
2	0.288675	0.816497	1.885618	2.919986	4.30265	6.96456	9.92484	31.5991
3	0.276671	0.764892	1.637744	2.353363	3.18245	4.54070	5.84091	12.9240
4	0.270722	0.740697	1.533206	2.131847	2.77645	3.74695	4.60409	8.6103
5	0.267181	0.726687	1.475884	2.015048	2.57058	3.36493	4.03214	6.8688
6	0.264835	0.717558	1.439756	1.943180	2.44691	3.14267	3.70743	5.9588
7	0.263167	0.711142	1.414924	1.894579	2.36462	2.99795	3.49948	5.4079
8	0.261921	0.706387	1.396815	1.859548	2.30600	2.89646	3.35539	5.0413
9	0.260955	0.702722	1.383029	1.833113	2.26216	2.82144	3.24984	4.7809
10	0.260185	0.699812	1.372184	1.812461	2.22814	2.76377	3.16927	4.5869
11	0.259556	0.697445	1.363430	1.795885	2.20099	2.71808	3.10581	4.4370
12	0.259033	0.695483	1.356217	1.782288	2.17881	2.68100	3.05454	4.3178
13	0.258591	0.693829	1.350171	1.770933	2.16037	2.65031	3.01228	4.2208
14	0.258213	0.692417	1.345030	1.761310	2.14479	2.62449	2.97684	4.1405
15	0.257885	0.691197	1.340606	1.753050	2.13145	2.60248	2.94671	4.0728
16	0.257599	0.690132	1.336757	1.745884	2.11991	2.58349	2.92078	4.0150
17	0.257347	0.689195	1.333379	1.739607	2.10982	2.56693	2.89823	3.9651
18	0.257123	0.688364	1.330391	1.734064	2.10092	2.55238	2.87844	3.9216
19	0.256923	0.687621	1.327728	1.729133	2.09302	2.53948	2.86093	3.8834
20	0.256743	0.686954	1.325341	1.724718	2.08596	2.52798	2.84534	3.8495

Source: <http://www.statsoft.com/textbook/stathome.html?sttable.html&1>

Like the Student's *t*-Distribution, the *Chi-square* distribution's shape is determined by its degrees of freedom. The animation above shows the shape of the *Chi-square* distribution as the degrees of freedom increase (1, 2, 5, 10, 25 and 50). For examples of tests of hypothesis which use the *Chi-square* distribution, see [Statistics in crosstabulation tables](#) in the [Basic Statistics and Tables](#) chapter as well as the [Nonlinear Estimation](#) chapter. See also, [Chi-square Distribution](#). As shown in the illustration below, the values inside this table are critical values of the Chi-square distribution with the corresponding degrees of freedom. To determine the value from a Chi-square distribution (with a specific degree of freedom) which has a given area above it, go to the given area column and the desired degree of freedom row. For example, the .25 critical value for a Chi-square with 4 degrees of freedom is 5.38527. This means that the area to the right of 5.38527 in a Chi-square distribution with 4 degrees of freedom is .25.

**Right tail areas for the *Chi-square* Distribution**

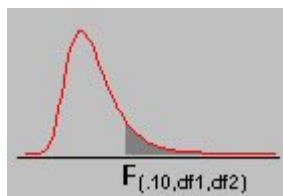


df\area	.995	.990	.975	.950	.900	.750	.500	.250	.100	.050	.025	.010	.005
1	0.00004	0.00016	0.00098	0.00393	0.01579	0.10153	0.45494	1.32330	2.70554	3.84146	5.02389	6.63490	7.87944
2	0.01003	0.02010	0.05064	0.10259	0.21072	0.57536	1.38629	2.77259	4.60517	5.99146	7.37776	9.21034	10.59663
3	0.07172	0.11483	0.21580	0.35185	0.58437	1.21253	2.36597	4.10834	6.25139	7.81473	9.34840	11.34487	12.83816
4	0.20699	0.29711	0.48442	0.71072	1.06362	1.92256	3.35669	5.38527	7.77944	9.48773	11.14329	13.27670	14.86026
5	0.41174	0.55430	0.83121	1.14548	1.61031	2.67460	4.35146	6.62568	9.23636	11.07050	12.83250	15.08627	16.74960
6	0.67573	0.87209	1.23734	1.63538	2.20413	3.45460	5.34812	7.84080	10.64464	12.59159	14.44938	16.81189	18.54758
7	0.98926	1.23904	1.68987	2.16735	2.83311	4.25485	6.34581	9.03715	12.01704	14.06714	16.01276	18.47531	20.27774
8	1.34441	1.64650	2.17973	2.73264	3.48954	5.07064	7.34412	10.21885	13.36157	15.50731	17.53455	20.09024	21.95495
9	1.73493	2.08790	2.70039	3.32511	4.16816	5.89883	8.34283	11.38875	14.68366	16.91898	19.02277	21.66599	23.58935
10	2.15586	2.55821	3.24697	3.94030	4.86518	6.73720	9.34182	12.54886	15.98718	18.30704	20.48318	23.20925	25.18818
11	2.60322	3.05348	3.81575	4.57481	5.57778	7.58414	10.34100	13.70069	17.27501	19.67514	21.92005	24.72497	26.75685
12	3.07382	3.57057	4.40379	5.22603	6.30380	8.43842	11.34032	14.84540	18.54935	21.02607	23.33666	26.21697	28.29952
13	3.56503	4.10692	5.00875	5.89186	7.04150	9.29907	12.33976	15.98391	19.81193	22.36203	24.73560	27.68825	29.81947
14	4.07467	4.66043	5.62873	6.57063	7.78953	10.16531	13.33927	17.11693	21.06414	23.68479	26.11895	29.14124	31.31935
15	4.60092	5.22935	6.26214	7.26094	8.54676	11.03654	14.33886	18.24509	22.30713	24.99579	27.48839	30.57791	32.80132
16	5.14221	5.81221	6.90766	7.96165	9.31224	11.91222	15.33850	19.36886	23.54183	26.29623	28.84535	31.99993	34.26719
17	5.69722	6.40776	7.56419	8.67176	10.08519	12.79193	16.33818	20.48868	24.76904	27.58711	30.19101	33.40866	35.71847
18	6.26480	7.01491	8.23075	9.39046	10.86494	13.67529	17.33790	21.60489	25.98942	28.86930	31.52638	34.80531	37.15645
19	6.84397	7.63273	8.90652	10.11701	11.65091	14.56200	18.33765	22.71781	27.20357	30.14353	32.85233	36.19087	38.58226
20	7.43384	8.26040	9.59078	10.85081	12.44261	15.45177	19.33743	23.82769	28.41198	31.41043	34.16961	37.56623	39.99685
21	8.03365	8.89720	10.28290	11.59131	13.23960	16.34438	20.33723	24.93478	29.61509	32.67057	35.47888	38.93217	41.40106

# F Distribution Tables

The [F distribution](#) is a right-skewed distribution used most commonly in Analysis of Variance (see [ANOVA/MANOVA](#)). The F distribution is a ratio of two *Chi-square* distributions, and a specific F distribution is denoted by the degrees of freedom for the numerator Chi-square and the degrees of freedom for the denominator Chi-square. An example of the  $F_{(10,10)}$  distribution is shown in the animation above. When referencing the F distribution, the numerator degrees of freedom are always given first, as switching the order of degrees of freedom changes the distribution (e.g.,  $F_{(10,12)}$  does not equal  $F_{(12,10)}$ ). For the four F tables below, the rows represent denominator degrees of freedom and the columns represent numerator degrees of freedom. The right tail area is given in the name of the table. For example, to determine the .05 critical value for an F distribution with 10 and 12 degrees of freedom, look in the 10 column (numerator) and 12 row (denominator) of the F Table for alpha=.05.  $F_{(.05, 10, 12)} = 2.7534$ .

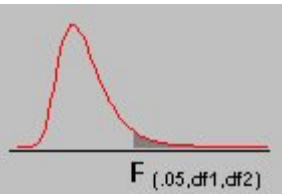
F Table for alpha=.10 .



df2/df1	1	2	3	4	5	6	7	8	9	10	12	15	20	24	30	40	60	120	INF
1	39.86346	49.50000	53.59324	55.83296	57.24008	58.20442	58.90595	59.43898	59.85759	60.19498	60.70521	61.22034	61.74029	62.00205	62.26497	62.52905	62.79428	63.06064	63.32812
2	8.52632	9.00000	9.16179	9.24342	9.29263	9.32553	9.34908	9.36677	9.38054	9.39157	9.40813	9.42471	9.44131	9.44962	9.45793	9.46624	9.47456	9.48289	9.49122
3	5.53832	5.46238	5.39077	5.34264	5.30916	5.28473	5.26619	5.25167	5.24000	5.23041	5.21562	5.20031	5.18448	5.17636	5.16811	5.15972	5.15119	5.14251	5.13370
4	4.54477	4.32456	4.19086	4.10725	4.05058	4.00975	3.97897	3.95494	3.93567	3.91988	3.89553	3.87036	3.84434	3.83099	3.81742	3.80361	3.78957	3.77527	3.76073
5	4.06042	3.77972	3.61948	3.52020	3.45298	3.40451	3.36790	3.33928	3.31628	3.29740	3.26824	3.23801	3.20665	3.19052	3.17408	3.15732	3.14023	3.12279	3.10500
6	3.77595	3.46330	3.28876	3.18076	3.10751	3.05455	3.01446	2.98304	2.95774	2.93693	2.90472	2.87122	2.83634	2.81834	2.79996	2.78117	2.76195	2.74229	2.72216
7	3.58943	3.25744	3.07407	2.96053	2.88334	2.82739	2.78493	2.75158	2.72468	2.70251	2.66811	2.63223	2.59473	2.57533	2.55546	2.53510	2.51422	2.49279	2.47079
8	3.45792	3.11312	2.92380	2.80643	2.72645	2.66833	2.62413	2.58935	2.56124	2.53804	2.50196	2.46422	2.42464	2.40410	2.38302	2.36136	2.33910	2.31618	2.29257
9	3.36030	3.00645	2.81286	2.69268	2.61061	2.55086	2.50531	2.46941	2.44034	2.41632	2.37888	2.33962	2.29832	2.27683	2.25472	2.23196	2.20849	2.18427	2.15923
10	3.28502	2.92447	2.72767	2.60534	2.52164	2.46058	2.41397	2.37715	2.34731	2.32260	2.28405	2.24351	2.20074	2.17843	2.15543	2.13169	2.10716	2.08176	2.05542
11	3.22520	2.85951	2.66023	2.53619	2.45118	2.38907	2.34157	2.30400	2.27350	2.24823	2.20873	2.16709	2.12305	2.10001	2.07621	2.05161	2.02612	1.99965	1.97211
12	3.17655	2.80680	2.60552	2.48010	2.39402	2.33102	2.28278	2.24457	2.21352	2.18776	2.14744	2.10485	2.05968	2.03599	2.01149	1.98610	1.95973	1.93228	1.90361
13	3.13621	2.76317	2.56027	2.43371	2.34672	2.28298	2.23410	2.19535	2.16382	2.13763	2.09659	2.05316	2.00698	1.98272	1.95757	1.93147	1.90429	1.87591	1.84620
14	3.10221	2.72647	2.52222	2.39469	2.30694	2.24256	2.19313	2.15390	2.12195	2.09540	2.05371	2.00953	1.96245	1.93766	1.91193	1.88516	1.85723	1.82800	1.79728
15	3.07319	2.69517	2.48979	2.36143	2.27302	2.20808	2.15818	2.11853	2.08621	2.05932	2.01707	1.97222	1.92431	1.89904	1.87277	1.84539	1.81676	1.78672	1.75505

<b>16</b>	3.04811	2.66817	2.46181	2.33274	2.24376	2.17833	2.12800	2.08798	2.05533	2.02815	1.98539	1.93992	1.89127	1.86556	1.83879	1.81084	1.78156	1.75075	1.71817
<b>17</b>	3.02623	2.64464	2.43743	2.30775	2.21825	2.15239	2.10169	2.06134	2.02839	2.00094	1.95772	1.91169	1.86236	1.83624	1.80901	1.78053	1.75063	1.71909	1.68564
<b>18</b>	3.00698	2.62395	2.41601	2.28577	2.19583	2.12958	2.07854	2.03789	2.00467	1.97698	1.93334	1.88681	1.83685	1.81035	1.78269	1.75371	1.72322	1.69099	1.65671
<b>19</b>	2.98990	2.60561	2.39702	2.26630	2.17596	2.10936	2.05802	2.01710	1.98364	1.95573	1.91170	1.86471	1.81416	1.78731	1.75924	1.72979	1.69876	1.66587	1.63077
<b>20</b>	2.97465	2.58925	2.38009	2.24893	2.15823	2.09132	2.03970	1.99853	1.96485	1.93674	1.89236	1.84494	1.79384	1.76667	1.73822	1.70833	1.67678	1.64326	1.60738
<b>21</b>	2.96096	2.57457	2.36489	2.23334	2.14231	2.07512	2.02325	1.98186	1.94797	1.91967	1.87497	1.82715	1.77555	1.74807	1.71927	1.68896	1.65691	1.62278	1.58615
<b>22</b>	2.94858	2.56131	2.35117	2.21927	2.12794	2.06050	2.00840	1.96680	1.93273	1.90425	1.85925	1.81106	1.75899	1.73122	1.70208	1.67138	1.63885	1.60415	1.56678
<b>23</b>	2.93736	2.54929	2.33873	2.20651	2.11491	2.04723	1.99492	1.95312	1.91888	1.89025	1.84497	1.79643	1.74392	1.71588	1.68643	1.65535	1.62237	1.58711	1.54903
<b>24</b>	2.92712	2.53833	2.32739	2.19488	2.10303	2.03513	1.98263	1.94066	1.90625	1.87748	1.83194	1.78308	1.73015	1.70185	1.67210	1.64067	1.60726	1.57146	1.53270
<b>25</b>	2.91774	2.52831	2.31702	2.18424	2.09216	2.02406	1.97138	1.92925	1.89469	1.86578	1.82000	1.77083	1.71752	1.68898	1.65895	1.62718	1.59335	1.55703	1.51760
<b>26</b>	2.90913	2.51910	2.30749	2.17447	2.08218	2.01389	1.96104	1.91876	1.88407	1.85503	1.80902	1.75957	1.70589	1.67712	1.64682	1.61472	1.58050	1.54368	1.50360
<b>27</b>	2.90119	2.51061	2.29871	2.16546	2.07298	2.00452	1.95151	1.90909	1.87427	1.84511	1.79889	1.74917	1.69514	1.66616	1.63560	1.60320	1.56859	1.53129	1.49057
<b>28</b>	2.89385	2.50276	2.29060	2.15714	2.06447	1.99585	1.94270	1.90014	1.86520	1.83593	1.78951	1.73954	1.68519	1.65600	1.62519	1.59250	1.55753	1.51976	1.47841
<b>29</b>	2.88703	2.49548	2.28307	2.14941	2.05658	1.98781	1.93452	1.89184	1.85679	1.82741	1.78081	1.73060	1.67593	1.64655	1.61551	1.58253	1.54721	1.50899	1.46704
<b>30</b>	2.88069	2.48872	2.27607	2.14223	2.04925	1.98033	1.92692	1.88412	1.84896	1.81949	1.77270	1.72227	1.66731	1.63774	1.60648	1.57323	1.53757	1.49891	1.45636
<b>40</b>	2.83535	2.44037	2.22609	2.09095	1.99682	1.92688	1.87252	1.82886	1.79290	1.76269	1.71456	1.66241	1.60515	1.57411	1.54108	1.50562	1.46716	1.42476	1.37691
<b>60</b>	2.79107	2.39325	2.17741	2.04099	1.94571	1.87472	1.81939	1.77483	1.73802	1.70701	1.65743	1.60337	1.54349	1.51072	1.47554	1.43734	1.39520	1.34757	1.29146
<b>120</b>	2.74781	2.34734	2.12999	1.99230	1.89587	1.82381	1.76748	1.72196	1.68425	1.65238	1.60120	1.54500	1.48207	1.44723	1.40938	1.36760	1.32034	1.26457	1.19256
<b>inf</b>	2.70554	2.30259	2.08380	1.94486	1.84727	1.77411	1.71672	1.67020	1.63152	1.59872	1.54578	1.48714	1.42060	1.38318	1.34187	1.29513	1.23995	1.16860	1.00000

F Table for alpha=.05 .



df2/df1	1	2	3	4	5	6	7	8	9	10	12	15	20	24	30	40	60	120	INF
1	161.4476	199.5000	215.7073	224.5832	230.1619	233.9860	236.7684	238.8827	240.5433	241.8817	243.9060	245.9499	248.0131	249.0518	250.0951	251.1432	252.1957	253.2529	254.3144
2	18.5128	19.0000	19.1643	19.2468	19.2964	19.3295	19.3532	19.3710	19.3848	19.3959	19.4125	19.4291	19.4458	19.4541	19.4624	19.4707	19.4791	19.4874	19.4957
3	10.1280	9.5521	9.2766	9.1172	9.0135	8.9406	8.8867	8.8452	8.8123	8.7855	8.7446	8.7029	8.6602	8.6385	8.6166	8.5944	8.5720	8.5494	8.5264
4	7.7086	6.9443	6.5914	6.3882	6.2561	6.1631	6.0942	6.0410	5.9988	5.9644	5.9117	5.8578	5.8025	5.7744	5.7459	5.7170	5.6877	5.6581	5.6281
5	6.6079	5.7861	5.4095	5.1922	5.0503	4.9503	4.8759	4.8183	4.7725	4.7351	4.6777	4.6188	4.5581	4.5272	4.4957	4.4638	4.4314	4.3985	4.3650
6	5.9874	5.1433	4.7571	4.5337	4.3874	4.2839	4.2067	4.1468	4.0990	4.0600	3.9999	3.9381	3.8742	3.8415	3.8082	3.7743	3.7398	3.7047	3.6689
7	5.5914	4.7374	4.3468	4.1203	3.9715	3.8660	3.7870	3.7257	3.6767	3.6365	3.5747	3.5107	3.4445	3.4105	3.3758	3.3404	3.3043	3.2674	3.2298
8	5.3177	4.4590	4.0662	3.8379	3.6875	3.5806	3.5005	3.4381	3.3881	3.3472	3.2839	3.2184	3.1503	3.1152	3.0794	3.0428	3.0053	2.9669	2.9276
9	5.1174	4.2565	3.8625	3.6331	3.4817	3.3738	3.2927	3.2296	3.1789	3.1373	3.0729	3.0061	2.9365	2.9005	2.8637	2.8259	2.7872	2.7475	2.7067
10	4.9646	4.1028	3.7083	3.4780	3.3258	3.2172	3.1355	3.0717	3.0204	2.9782	2.9130	2.8450	2.7740	2.7372	2.6996	2.6609	2.6211	2.5801	2.5379
11	4.8443	3.9823	3.5874	3.3567	3.2039	3.0946	3.0123	2.9480	2.8962	2.8536	2.7876	2.7186	2.6464	2.6090	2.5705	2.5309	2.4901	2.4480	2.4045
12	4.7472	3.8853	3.4903	3.2592	3.1059	2.9961	2.9134	2.8486	2.7964	2.7534	2.6866	2.6169	2.5436	2.5055	2.4663	2.4259	2.3842	2.3410	2.2962
13	4.6672	3.8056	3.4105	3.1791	3.0254	2.9153	2.8321	2.7669	2.7144	2.6710	2.6037	2.5331	2.4589	2.4202	2.3803	2.3392	2.2966	2.2524	2.2064
14	4.6001	3.7389	3.3439	3.1122	2.9582	2.8477	2.7642	2.6987	2.6458	2.6022	2.5342	2.4630	2.3879	2.3487	2.3082	2.2664	2.2229	2.1778	2.1307
15	4.5431	3.6823	3.2874	3.0556	2.9013	2.7905	2.7066	2.6408	2.5876	2.5437	2.4753	2.4034	2.3275	2.2878	2.2468	2.2043	2.1601	2.1141	2.0658
16	4.4940	3.6337	3.2389	3.0069	2.8524	2.7413	2.6572	2.5911	2.5377	2.4935	2.4247	2.3522	2.2756	2.2354	2.1938	2.1507	2.1058	2.0589	2.0096
17	4.4513	3.5915	3.1968	2.9647	2.8100	2.6987	2.6143	2.5480	2.4943	2.4499	2.3807	2.3077	2.2304	2.1898	2.1477	2.1040	2.0584	2.0107	1.9604
18	4.4139	3.5546	3.1599	2.9277	2.7729	2.6613	2.5767	2.5102	2.4563	2.4117	2.3421	2.2686	2.1906	2.1497	2.1071	2.0629	2.0166	1.9681	1.9168
19	4.3807	3.5219	3.1274	2.8951	2.7401	2.6283	2.5435	2.4768	2.4227	2.3779	2.3080	2.2341	2.1555	2.1141	2.0712	2.0264	1.9795	1.9302	1.8780
20	4.3512	3.4928	3.0984	2.8661	2.7109	2.5990	2.5140	2.4471	2.3928	2.3479	2.2776	2.2033	2.1242	2.0825	2.0391	1.9938	1.9464	1.8963	1.8432

<b>21</b>	4.3248	3.4668	3.0725	2.8401	2.6848	2.5727	2.4876	2.4205	2.3660	2.3210	2.2504	2.1757	2.0960	2.0540	2.0102	1.9645	1.9165	1.8657	1.8117
<b>22</b>	4.3009	3.4434	3.0491	2.8167	2.6613	2.5491	2.4638	2.3965	2.3419	2.2967	2.2258	2.1508	2.0707	2.0283	1.9842	1.9380	1.8894	1.8380	1.7831
<b>23</b>	4.2793	3.4221	3.0280	2.7955	2.6400	2.5277	2.4422	2.3748	2.3201	2.2747	2.2036	2.1282	2.0476	2.0050	1.9605	1.9139	1.8648	1.8128	1.7570
<b>24</b>	4.2597	3.4028	3.0088	2.7763	2.6207	2.5082	2.4226	2.3551	2.3002	2.2547	2.1834	2.1077	2.0267	1.9838	1.9390	1.8920	1.8424	1.7896	1.7330
<b>25</b>	4.2417	3.3852	2.9912	2.7587	2.6030	2.4904	2.4047	2.3371	2.2821	2.2365	2.1649	2.0889	2.0075	1.9643	1.9192	1.8718	1.8217	1.7684	1.7110
<b>26</b>	4.2252	3.3690	2.9752	2.7426	2.5868	2.4741	2.3883	2.3205	2.2655	2.2197	2.1479	2.0716	1.9898	1.9464	1.9010	1.8533	1.8027	1.7488	1.6906
<b>27</b>	4.2100	3.3541	2.9604	2.7278	2.5719	2.4591	2.3732	2.3053	2.2501	2.2043	2.1323	2.0558	1.9736	1.9299	1.8842	1.8361	1.7851	1.7306	1.6717
<b>28</b>	4.1960	3.3404	2.9467	2.7141	2.5581	2.4453	2.3593	2.2913	2.2360	2.1900	2.1179	2.0411	1.9586	1.9147	1.8687	1.8203	1.7689	1.7138	1.6541
<b>29</b>	4.1830	3.3277	2.9340	2.7014	2.5454	2.4324	2.3463	2.2783	2.2229	2.1768	2.1045	2.0275	1.9446	1.9005	1.8543	1.8055	1.7537	1.6981	1.6376
<b>30</b>	4.1709	3.3158	2.9223	2.6896	2.5336	2.4205	2.3343	2.2662	2.2107	2.1646	2.0921	2.0148	1.9317	1.8874	1.8409	1.7918	1.7396	1.6835	1.6223
<b>40</b>	4.0847	3.2317	2.8387	2.6060	2.4495	2.3359	2.2490	2.1802	2.1240	2.0772	2.0035	1.9245	1.8389	1.7929	1.7444	1.6928	1.6373	1.5766	1.5089
<b>60</b>	4.0012	3.1504	2.7581	2.5252	2.3683	2.2541	2.1665	2.0970	2.0401	1.9926	1.9174	1.8364	1.7480	1.7001	1.6491	1.5943	1.5343	1.4673	1.3893
<b>120</b>	3.9201	3.0718	2.6802	2.4472	2.2899	2.1750	2.0868	2.0164	1.9588	1.9105	1.8337	1.7505	1.6587	1.6084	1.5543	1.4952	1.4290	1.3519	1.2539
<b>inf</b>	3.8415	2.9957	2.6049	2.3719	2.2141	2.0986	2.0096	1.9384	1.8799	1.8307	1.7522	1.6664	1.5705	1.5173	1.4591	1.3940	1.3180	1.2214	1.0000

Source: <http://www.statsoft.com/textbook/stathome.html?sttable.html&1>