

EXP: Fabric (i)

1. Study on yarn path diagram of plome power shattel loom.
2. Study on machine profile and primary elements of a circular knitting m/c.


Point: Xiamen ZHUNDIAN precise machine

Date: 2019 12 10 Model: ZD-5

Needle: 1272T No: 2019 217

specification: 17 x 24 Gx 51 P

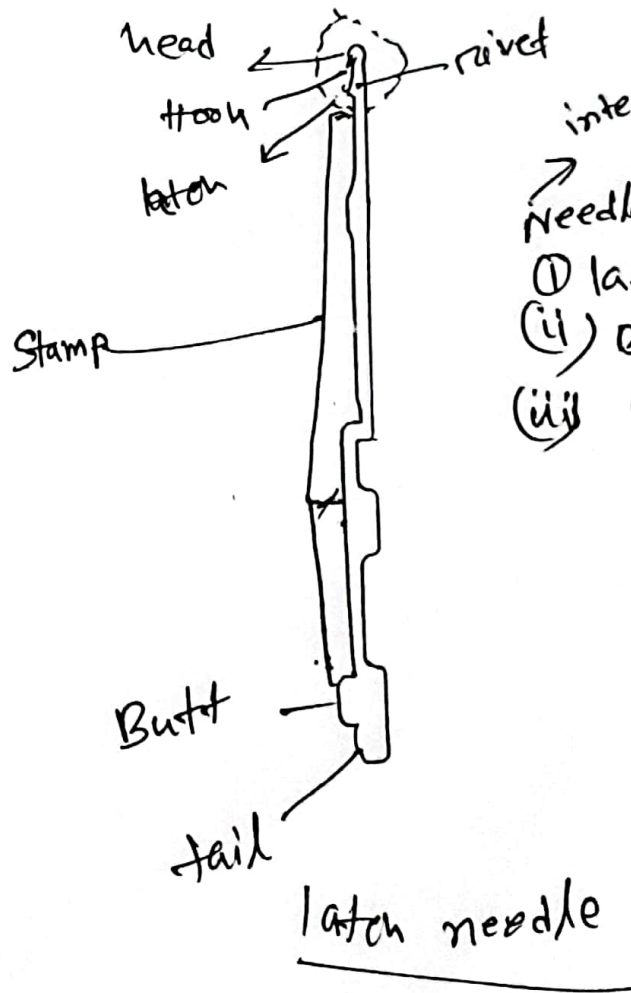
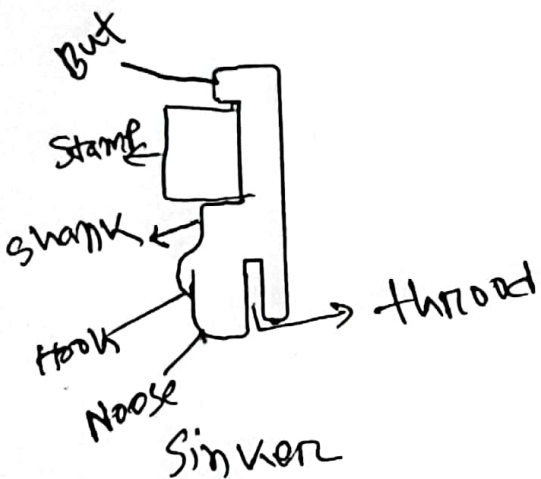

Add, village five Road No, 539 Wuxian Avenue Xiamen District Xiamen Fujian



~~Machine~~  
primary elements of knitting machine

primary elements are three types:

- (i) Needle
- (ii) sinker —→ ~~for~~ ~~to~~ ~~help~~ ~~to~~
- (iii) cam —→ design ~~to~~ ~~help~~



interlooping ~~to~~  
 Needle types  
 (i) lass needle  
 (ii) Bearded  
 (iii) compound

cam 3 types:

(i) Knit cam

(ii) Tuck cam

(iii) Miss cam

