

SCAN CONVERTING
LINES,
CIRCLES and ELLIPSES

LINE DRAWING

Description: Given the specification for a straight line, find the collection of addressable pixels which most closely approximates this line.

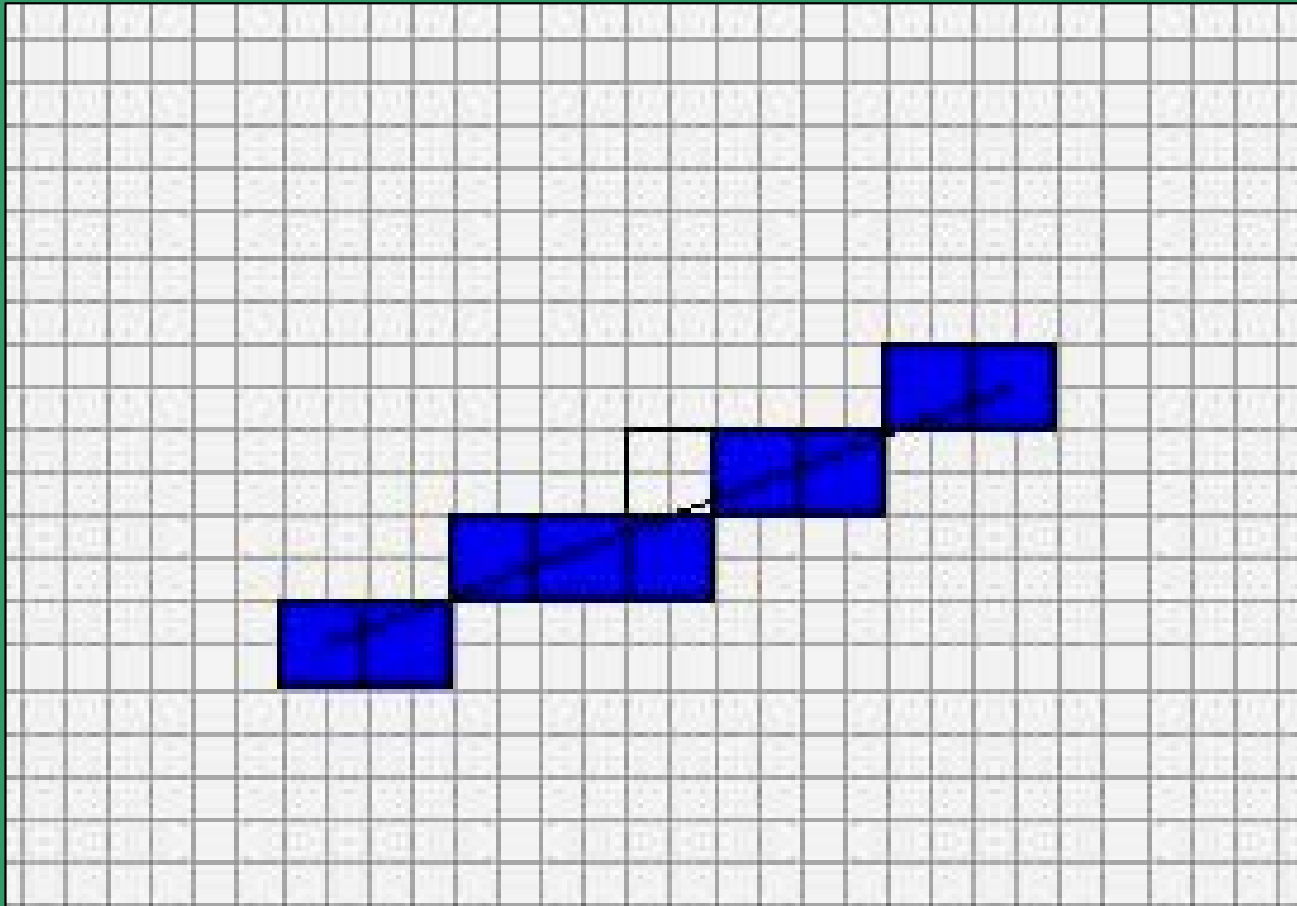
Goals (not all of them are achievable with the discrete space of a raster device):

- Straight lines should appear straight.
- Lines should start and end accurately, matching endpoints with connecting lines.
- Lines should have constant brightness.
- Lines should be drawn as rapidly as possible.

Problems:

- How do we determine which pixels to illuminate to satisfy the above goals?
- Vertical, horizontal, and lines with slope = ± 1 , are easy to draw.
- Others create problems: stair-casing/jaggies/aliasing.
- Quality of the line drawn depends on the location of the pixels and their brightness

**It is difficult to determine whether
a pixel belongs to an object**



Direct Solution:

Solve $y=mx+b$, where $(0,b)$ is the y-intercept and m is the slope.

Go from x_0 to x_1 :

calculate $\text{round}(y)$ from the equation.

Take an example, $b = 1$ (starting point $(0,1)$) and $m = 3/5$.

$$\text{Then } x = 1, y = 2 = \text{round}(8/5)$$

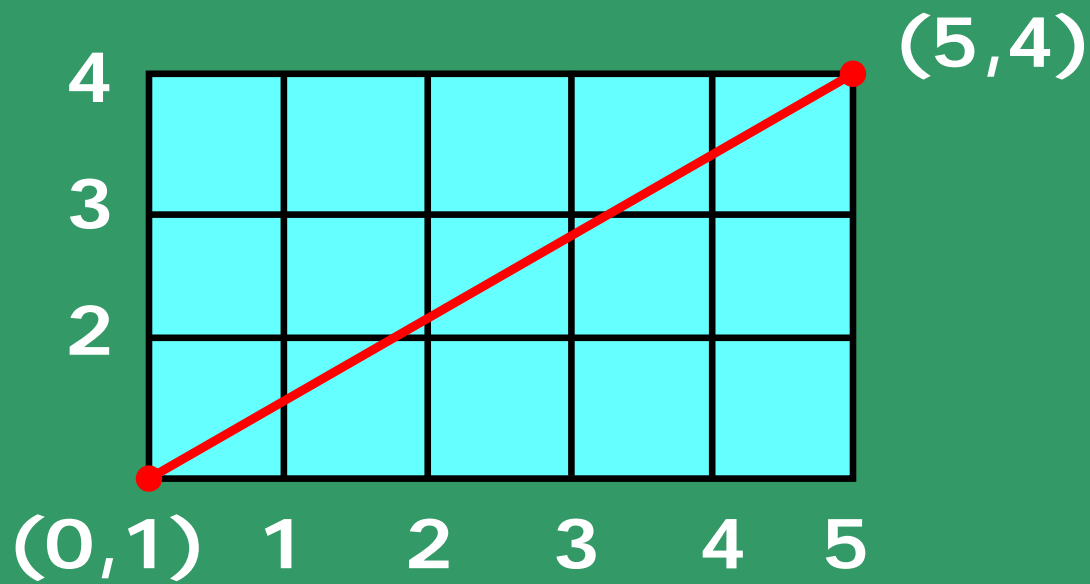
$$x = 2, y = 2 = \text{round}(11/5)$$

$$x = 3, y = 3 = \text{round}(14/5)$$

$$x = 4, y = 3 = \text{round}(17/5)$$

$$x = 5, y = 4 = \text{round}(20/5)$$

For results, see next slide.



Ideal Case of a line drawn in a graph paper

Choice of pixels in the raster, as integer values

$$x = 1, y = 2 = \text{round}(8/5)$$

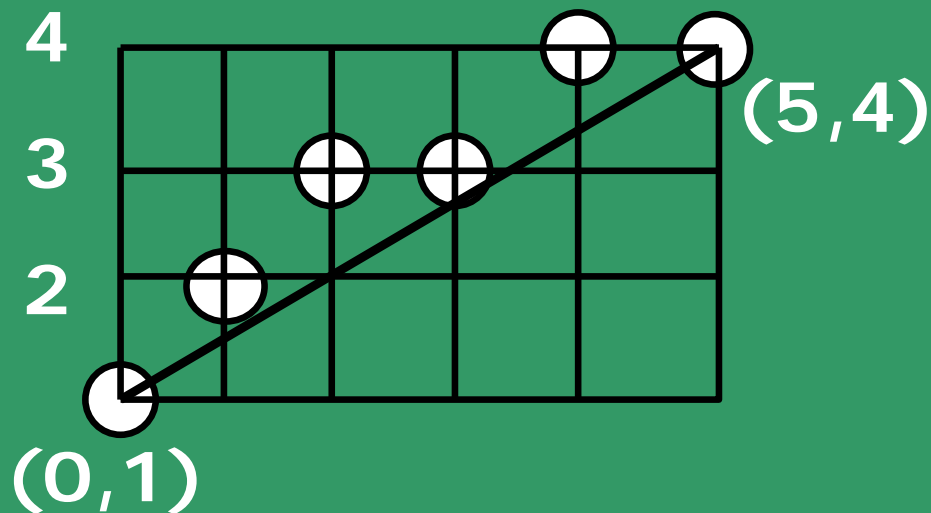
$$x = 2, y = 2 = \text{round}(11/5)$$

$$x = 3, y = 3 = \text{round}(14/5)$$

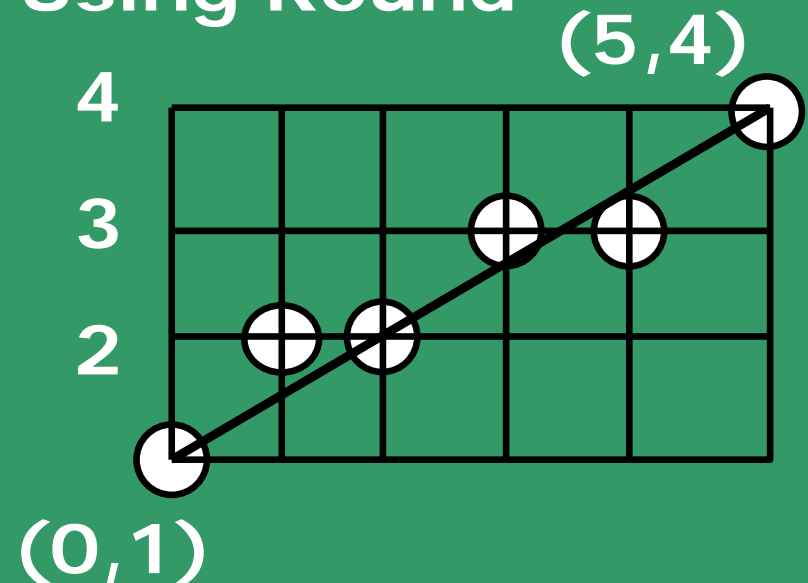
$$x = 4, y = 3 = \text{round}(17/5)$$

$$x = 5, y = 4 = \text{round}(20/5)$$

Using next highest



Using Round



Why is this undesired?

- `*` and `/` are expensive
- `Round()` function needed
- Can get gaps in the line (if slope > 1)

Take another example:

$$y = 10.x + 2$$

$$x=1, y=12;$$

$$x=2, y=22.$$

DDA - Digital Difference Analyzer

Incremental Algorithm.

Based on $y = (y_1 - y_0) / (x_1 - x_0) x + b$

Assume $x_1 > x_0$ and $|dx| > |dy|$

(can be easily modified for the other cases.)

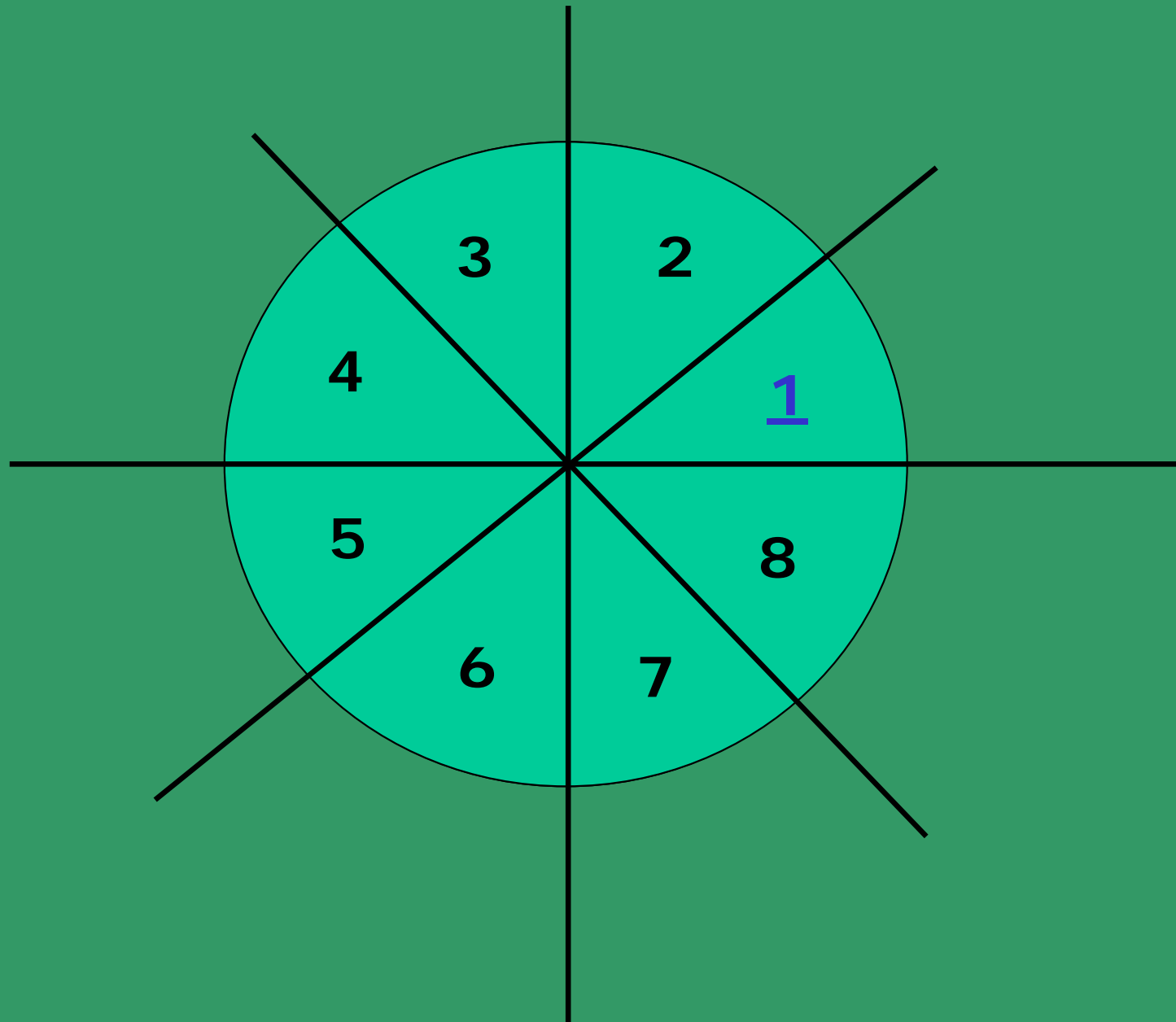
The Algorithm: $dx = x_1 - x_0;$
 $dy = y_1 - y_0;$
 $m = dy/dx;$
 $y = y_0;$
for ($x=x_0$ to x_1)
 $draw_point(x, round(y));$
 $y=y+m;$
end for

Problems:

Still uses floating point and `round()` inside the loop.

How can we get rid of these?

Octants covering the 2-D space



MIDPOINT LINE ALGORITHM

Incremental Algorithm (Assume first octant)

Given the choice of the current pixel, which one do we choose next : E or NE?

Equations:

$$1. y = (dy/dx) * x + B$$

Rewrite as:

$$2. F(x,y) = a*x + b*y + c = 0$$

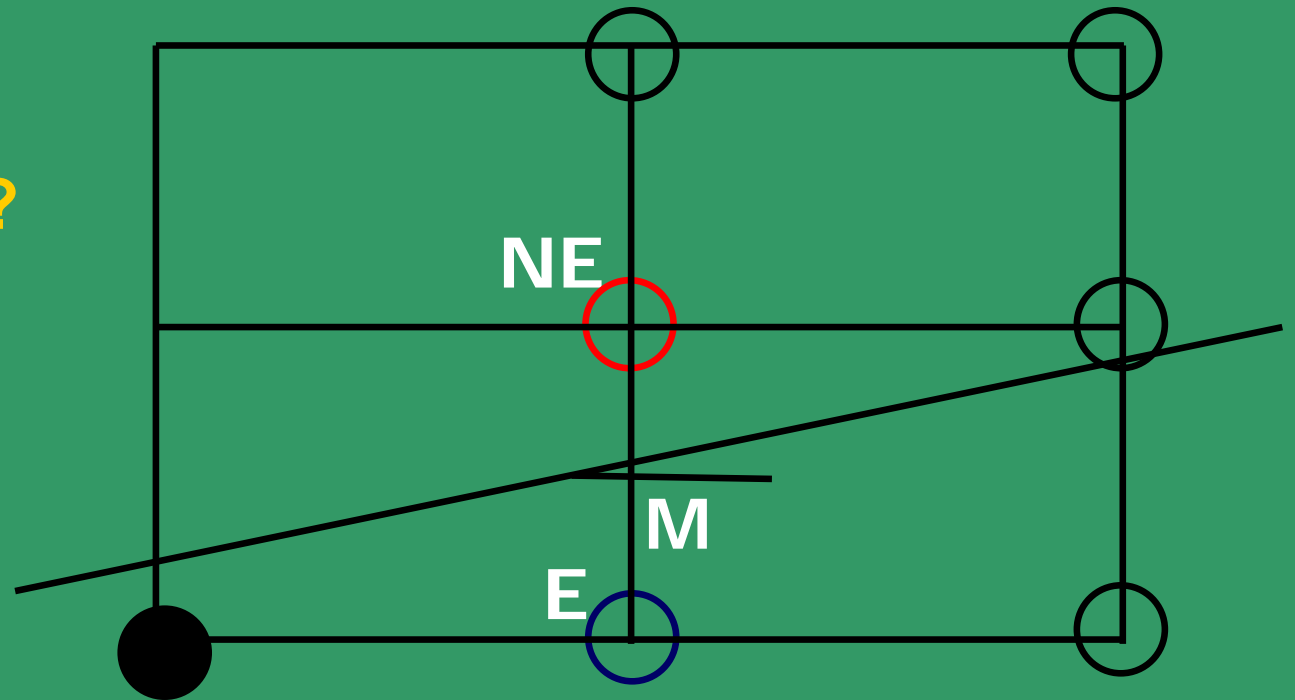
$$\text{Gives: } F(x,y) = dy*x - dx*y + B*dx = 0$$

$$\Rightarrow a = dy, b = -dx, c = B*dx$$

Criteria:

Evaluate the mid-point, M,
w.r.t. the equation of the line.

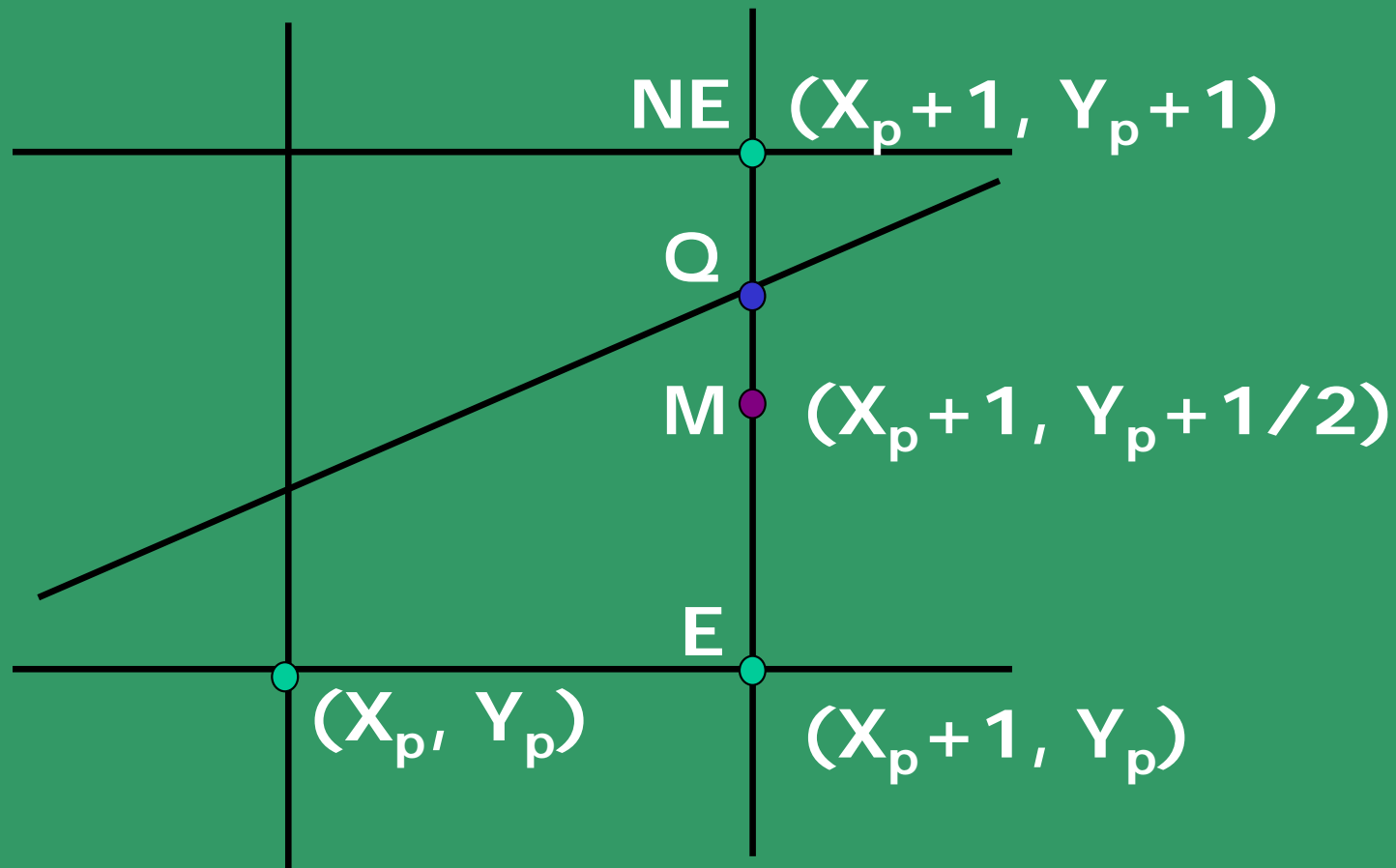
Choice: E or NE?



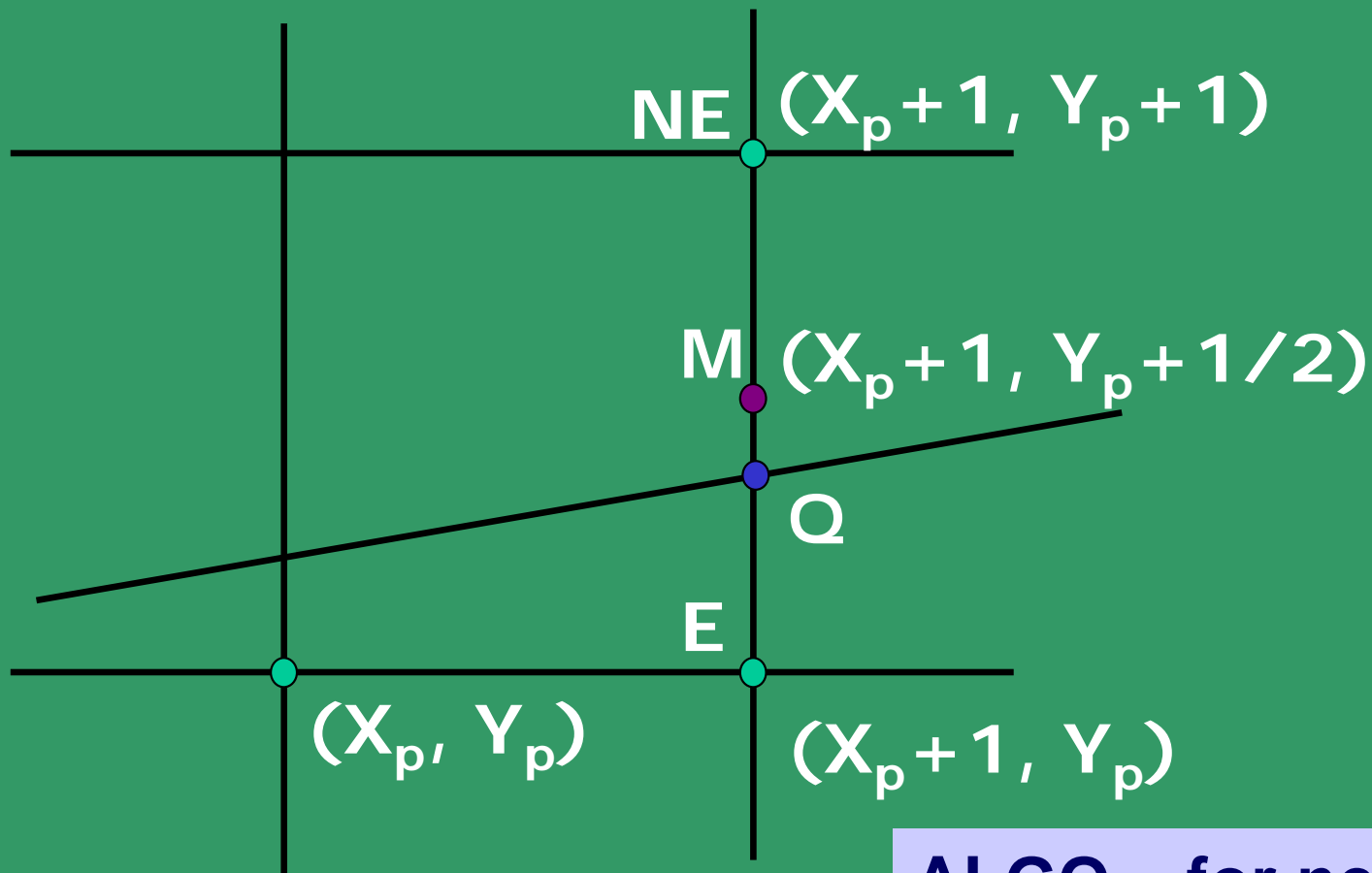
$$F(x,y) = dy * x - dx * y + B * dx = 0$$

$F(x,y) > 0$; if point below the line

$F(x,y) < 0$; if point above the line



**Q is above M,
hence select NE pixel as your next choice**



**Q is below M, hence
select E pixel as
your next choice**

ALGO – for next choice:
If $F(M) > 0$ /*Q is above M */
then Select NE
/*M is below the line*/

else Select E ;
/* also with $F(M) = 0$ */

Evaluate mid-point M using a decision variable $d = F(X, Y)$;

$$d = F(X_p + 1, Y_p + 1/2) = a(X_p + 1) + b(Y_p + 1/2) + c;$$

at M,

Set $d_{\text{old}} = d$;

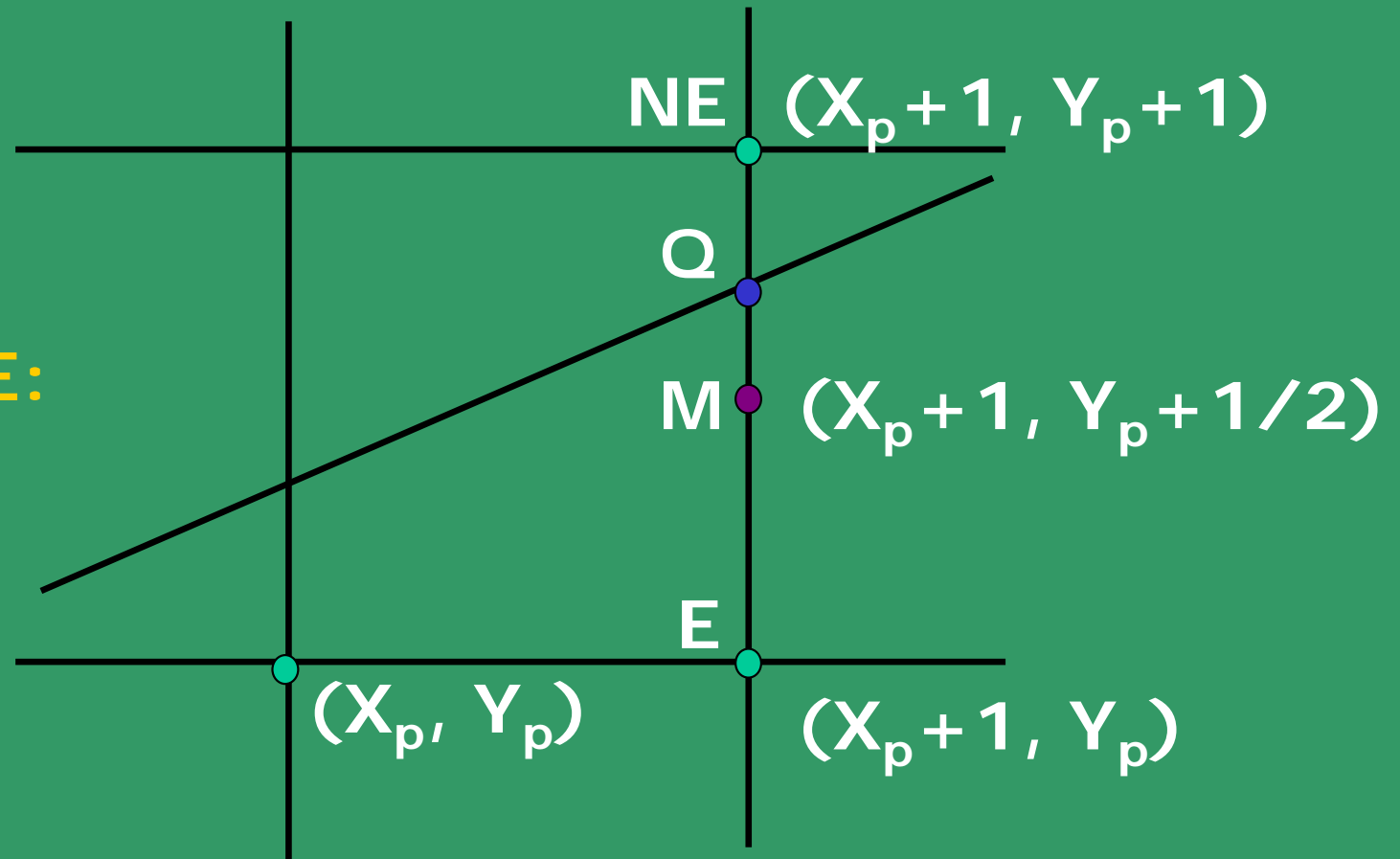
Based on the sign of d , you choose E or NE.

Case I. Chosen E:

$$\begin{aligned} d_{\text{new}} &= F(X_p + 2, Y_p + 1/2) \\ &= a(X_p + 2) + b(Y_p + 1/2) + c \end{aligned}$$

$$(\Delta d)_E = d_{\text{new}} - d_{\text{old}} = a \quad /* = dy */$$

Case II.
Chosen NE:



$$\begin{aligned}d_{\text{new}} &= F(X_p + 2, Y_p + 3/2) \\ &= a(X_p + 2) + b(Y_p + 3/2) + c\end{aligned}$$

$$(\Delta d)_{\text{NE}} = d_{\text{new}} - d_{\text{old}} = a + b \quad /* = dy - dx */$$

Update using $d_{\text{new}} = d_{\text{old}} + \Delta d$

Midpoint criteria

$$d = F(M) = F(X_p + 1, Y_p + 1/2);$$

if $d > 0$ choose NE

else /* if $d \leq 0$ */ choose E ;

Case EAST :

increment M by 1 in x

$$d_{\text{new}} = F(M_{\text{new}}) = F(X_p + 2, Y_p + 1/2)$$

$$(\Delta d)_E = d_{\text{new}} - d_{\text{old}} = a = dy$$

$$(\Delta d)_E = dy$$

Case NORTH-EAST:

increment M by 1 in both x and y

$$d_{\text{new}} = F(M_{\text{new}}) = F(X_p + 2, Y_p + 3/2)$$

$$(\Delta d)_{NE} = d_{\text{new}} - d_{\text{old}} = a + b = dy - dx$$

$$(\Delta d)_{NE} = dy - dx$$

What is d_{start} ?

$$\begin{aligned}d_{\text{start}} &= F(x_0 + 1, y_0 + 1/2) \\ &= ax_0 + a + by_0 + b/2 + c \\ &= F(x_0, y_0) + a + b/2 \\ &= dy - dx/2\end{aligned}$$

Let's get rid of the fraction and see what we end up with for all the variables:

$$d_{\text{start}} = 2dy - dx ;$$

$$(\Delta d)_E = 2dy ;$$

$$(\Delta d)_{NE} = 2(dy - dx) ;$$

The Midpoint Line Algorithm

$$x = x_0; \quad y = y_0;$$

$$dy = y_1 - y_0; \quad dx = x_1 - x_0;$$

$$d = 2dy - dx;$$

$$(\Delta d)_E = 2dy;$$

$$(\Delta d)_{NE} = 2(dy - dx);$$

Plot_Point(x,y)

The Midpoint Line Algorithm (Contd.)

```
while (x < x1)  
    if (d ≤ 0)    /* Choose E */  
        d = d + (Δd)E ;  
  
    else          /* Choose NE */  
        d = d + (Δd)NE ;  
        y = y + 1  
  
    endif  
  
    x = x + 1 ;  
  
    Plot_Point(x, y) ;  
  
end while
```

Example:

**Starting point:
(5, 8)**

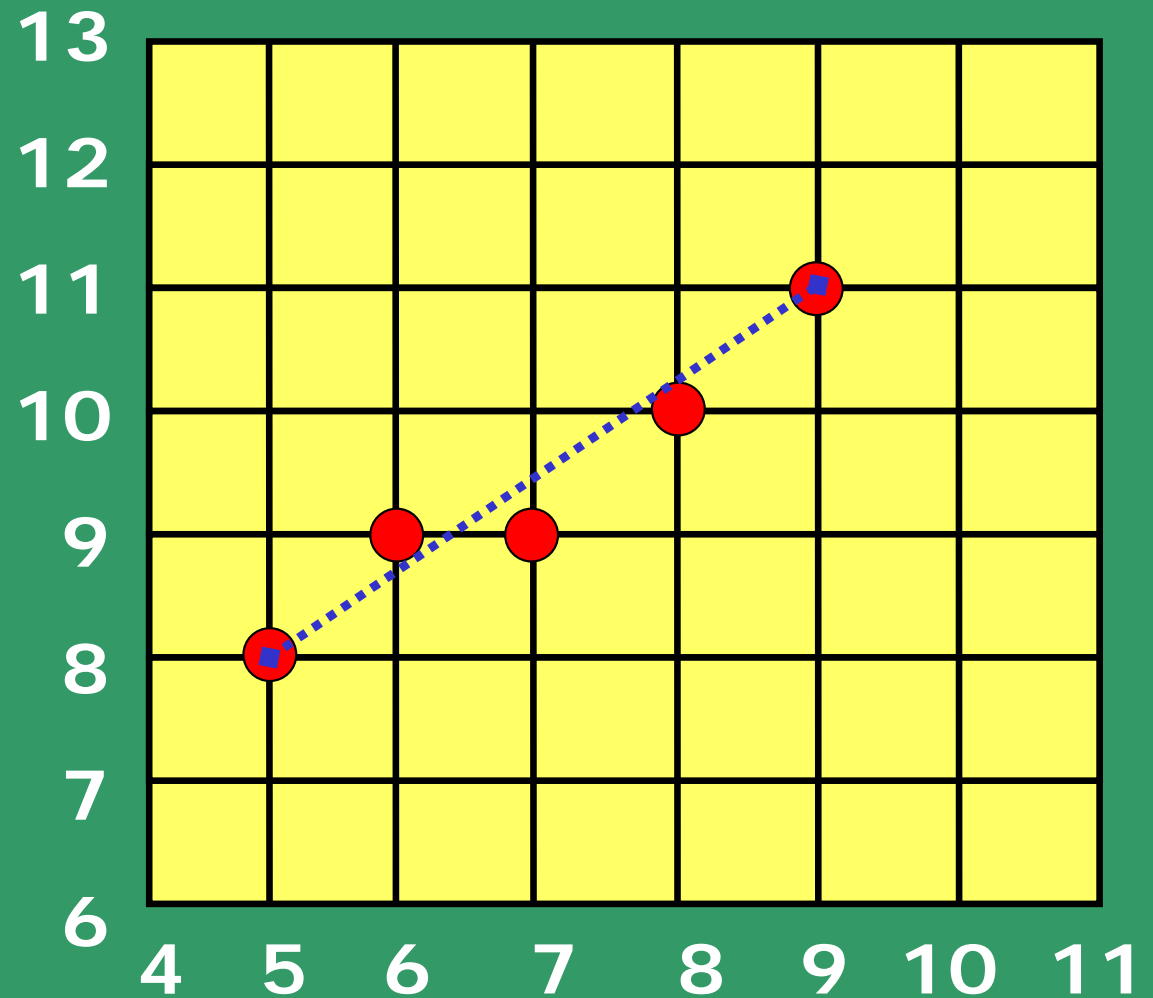
**Ending point:
(9, 11)**

**Successive
steps:**

- $d=2, (6, 9)$
- $d=0, (7, 9)$
- $d=6, (8, 10)$
- $d=4, (9, 11)$

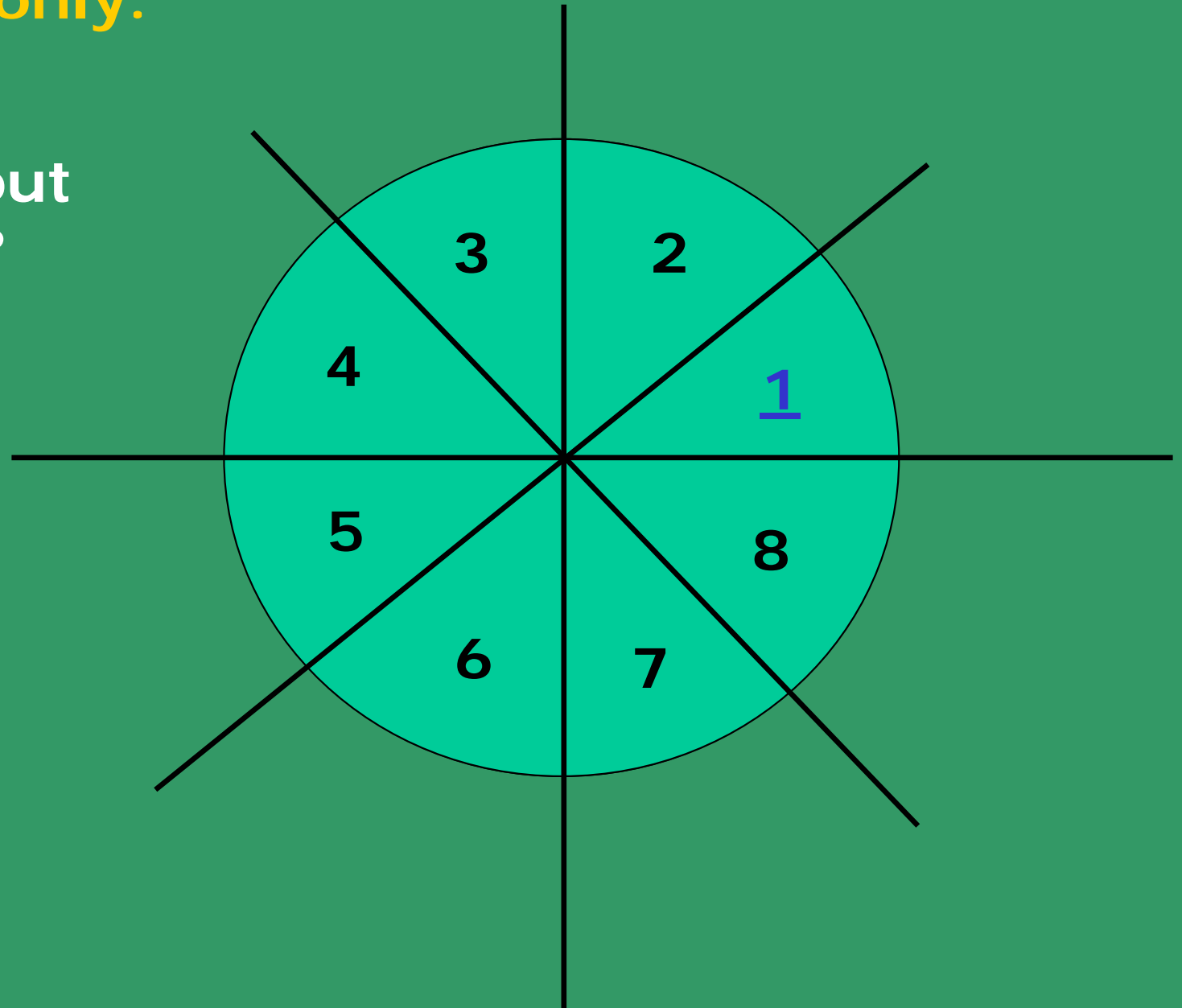
INIT: $dy = 3; dx = 4; d_{\text{start}}=2;$

$(\Delta d)_E = 6; (\Delta d)_{NE} = -2;$



We have considered lines in the first Quadrant only.

What about the rest?



How do you generalize this to the other octants?

Octant

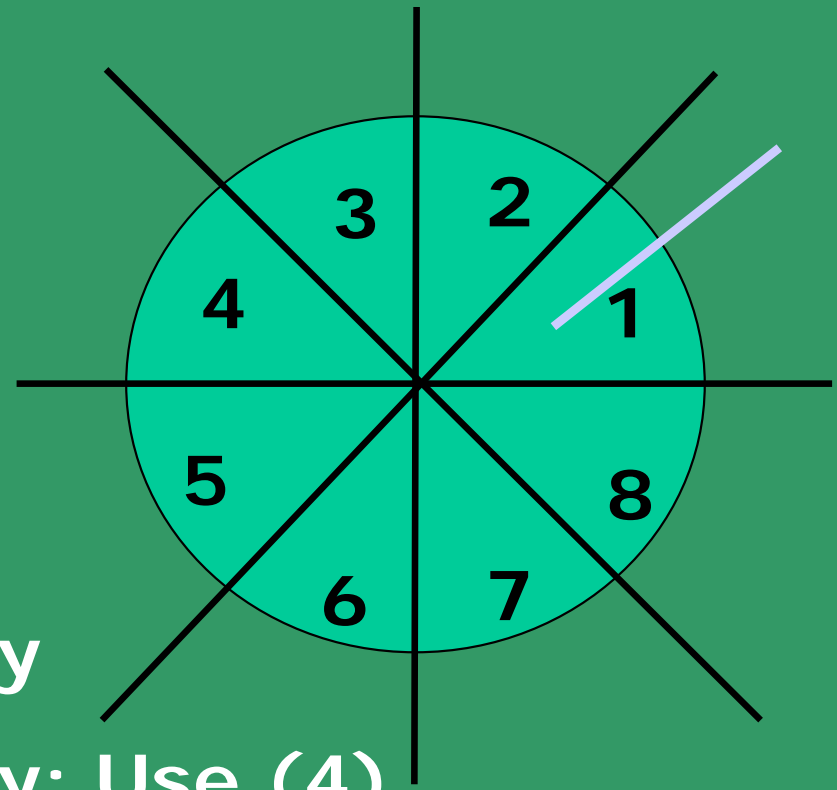
Change

1	none
2	Switch roles of x & y
3	Switch roles of x & y ; Use (4)
4	Draw from P_1 to P_0 ; Use (8)
5	Draw from P_1 to P_0
6	Draw from P_1 to P_0 ; Use (2)
7	Switch roles of x & y ; Use (8)
8	Use $y = y - 1$.

Octant

Change

- | | |
|---|-------------------------------------|
| 1 | None |
| 2 | Switch roles of x & y |
| 3 | Switch roles of x & y ; Use (4) |
| 4 | Draw from P_1 to P_0 ; Use (8) |
| 5 | Draw from P_1 to P_0 |
| 6 | Draw from P_1 to P_0 ; Use (2) |
| 7 | Switch roles of x & y ; Use (8) |
| 8 | Use $y = y - 1$. |



Draw from P_1 to P_0 :

`swap(P_0 , P_1).`

`Use $y = y - 1$; $dy = -dy$;`

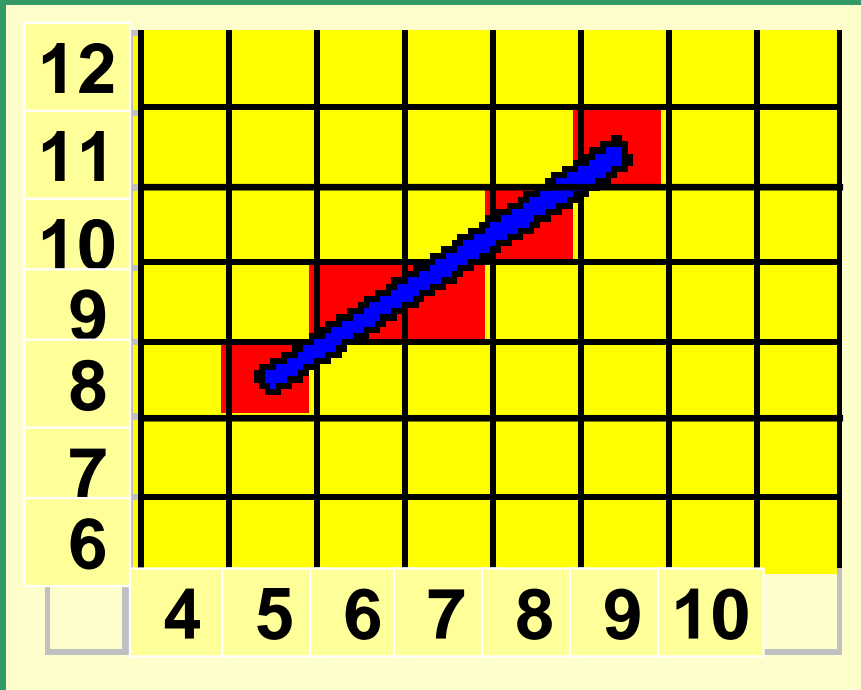
Switch Roles of X & Y:

`Swap (x_1 , y_1);`

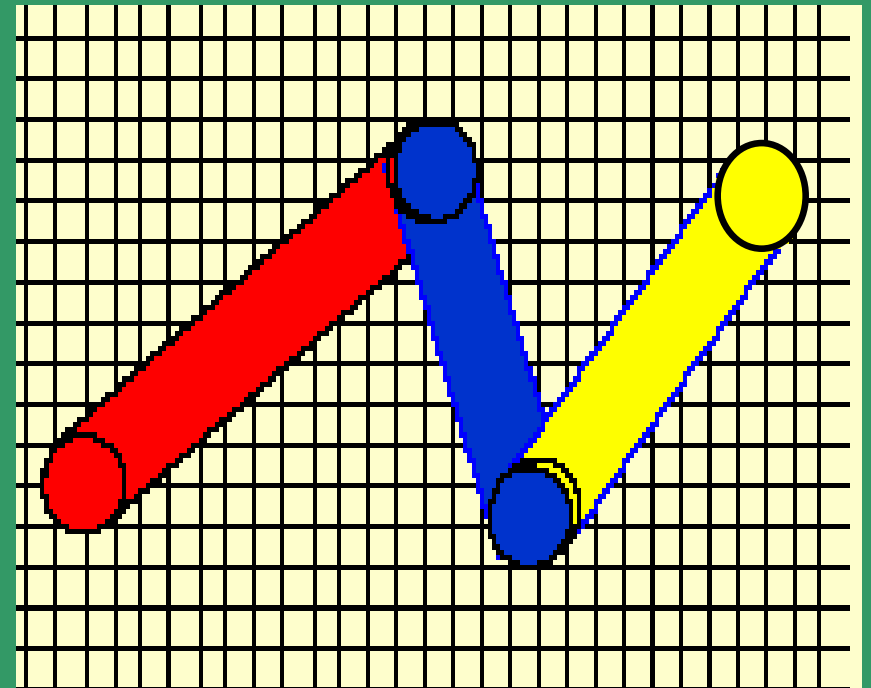

`Swap (x_0 , y_0);`

`Swap (dx , dy);`

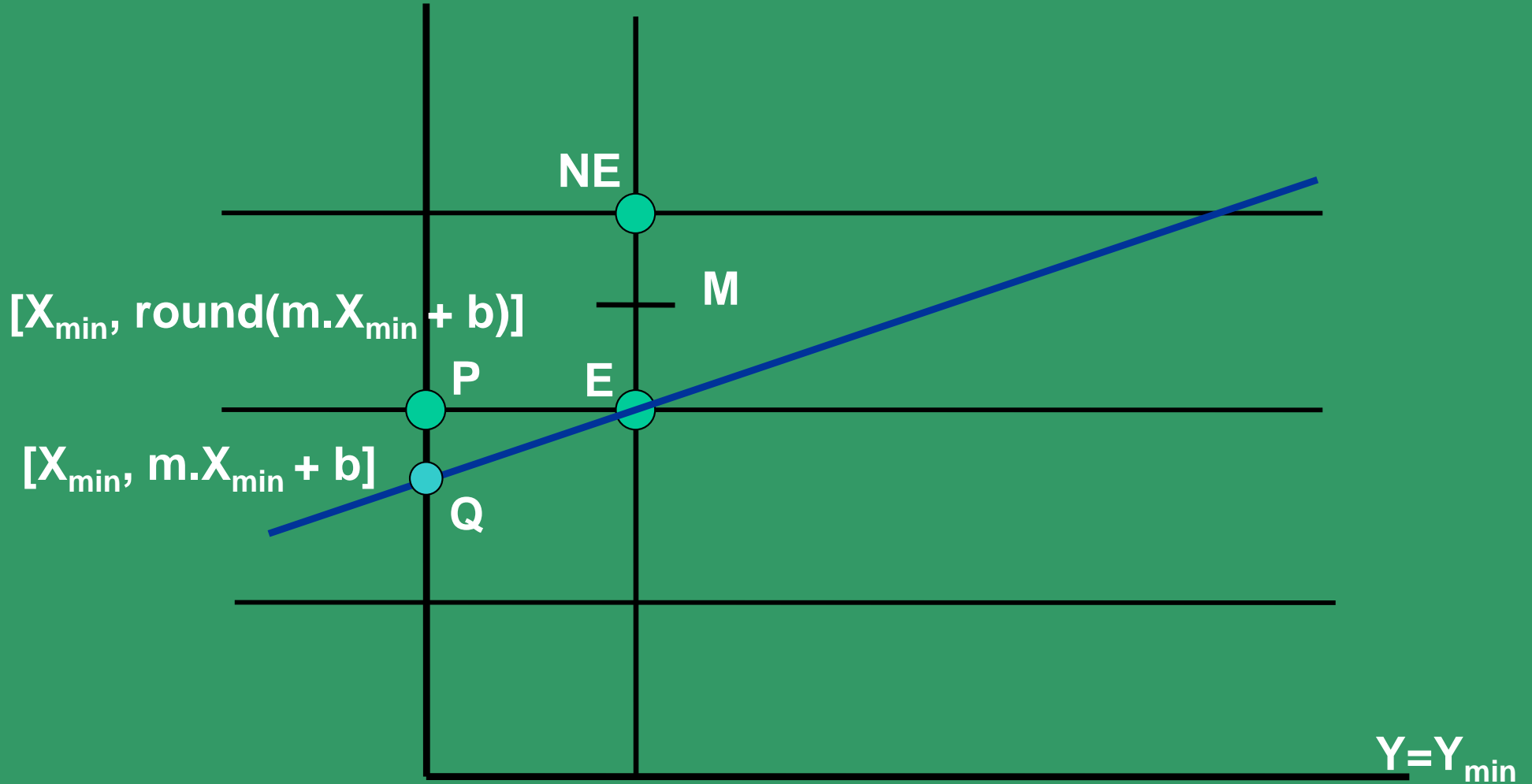
`plot_point(y , x);`



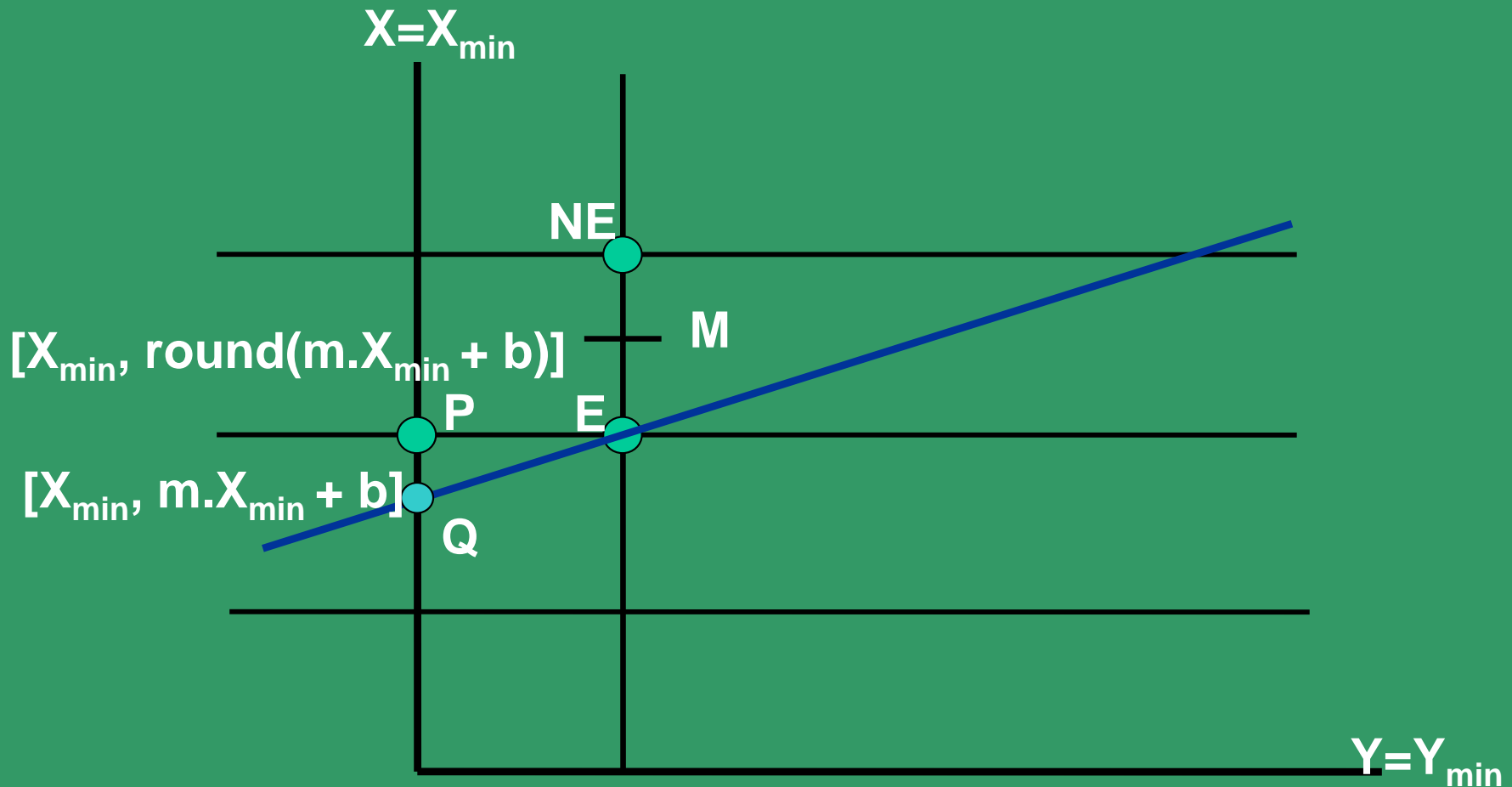
Issues: Staircasing,
Fat lines, end-effects
and end-point ordering.



$X=X_{\min}$

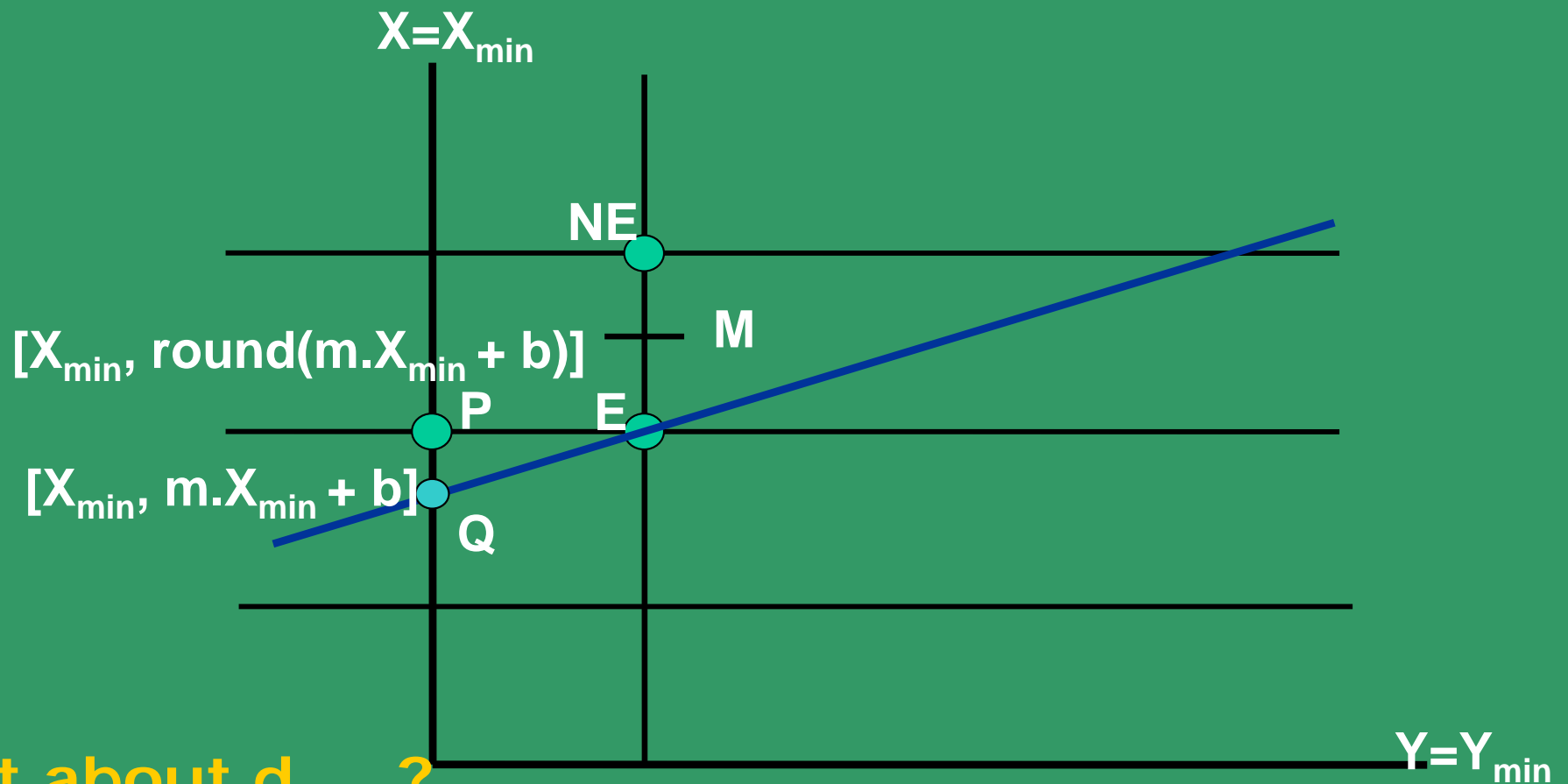


Intersection of a line with a vertical edge of the clip rectangle



No problem in this case to round off the starting point, as that would have been a point selected by mid-point criteria too.

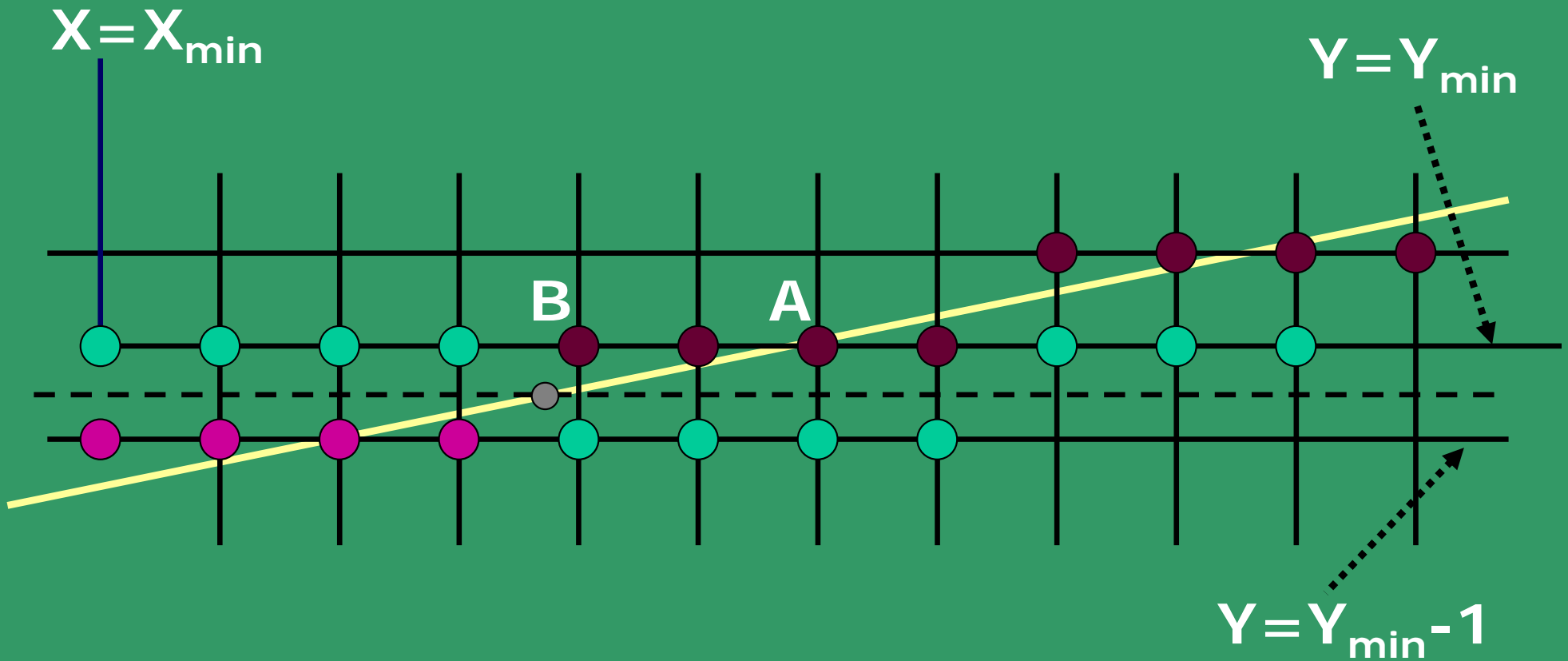
Select P by rounding the intersection point coordinates at Q.



What about d_{start} ?

If you initialize the algorithm from P, and then scan convert, you are basically changing "dy" and hence the original slope of the line.

Hence, start by initializing from $d(M)$, the mid-point in the next column, $(X_{min} + 1)$, after clipping).



Intersection of a shallow line with a horizontal edge of the clip rectangle

Intersection of line with edge and then rounding off produces A, not B.

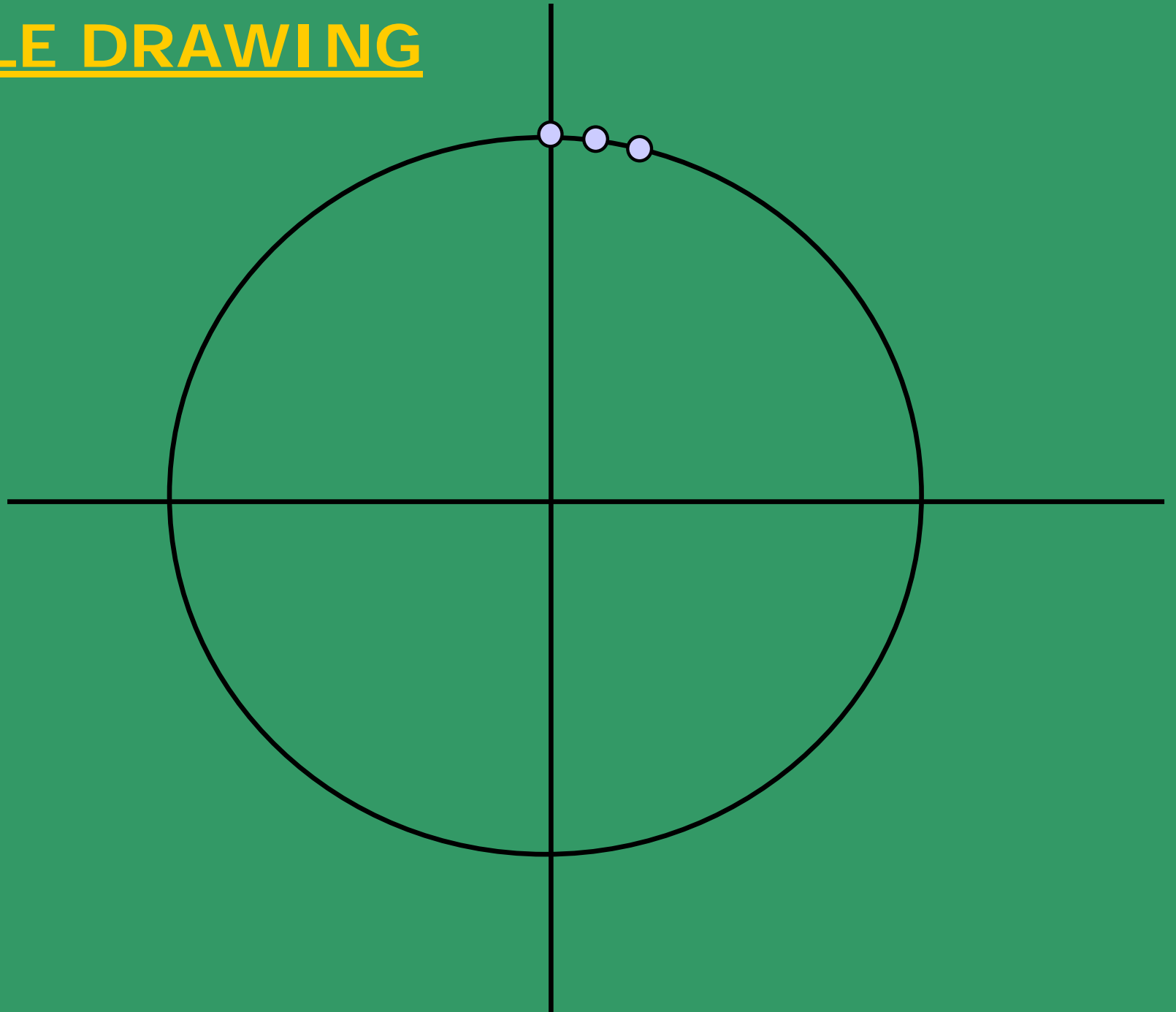
To get B, as a part of the clipped line:

Obtain intersection of line with $(Y_{\min} - 1/2)$ and then round off, as

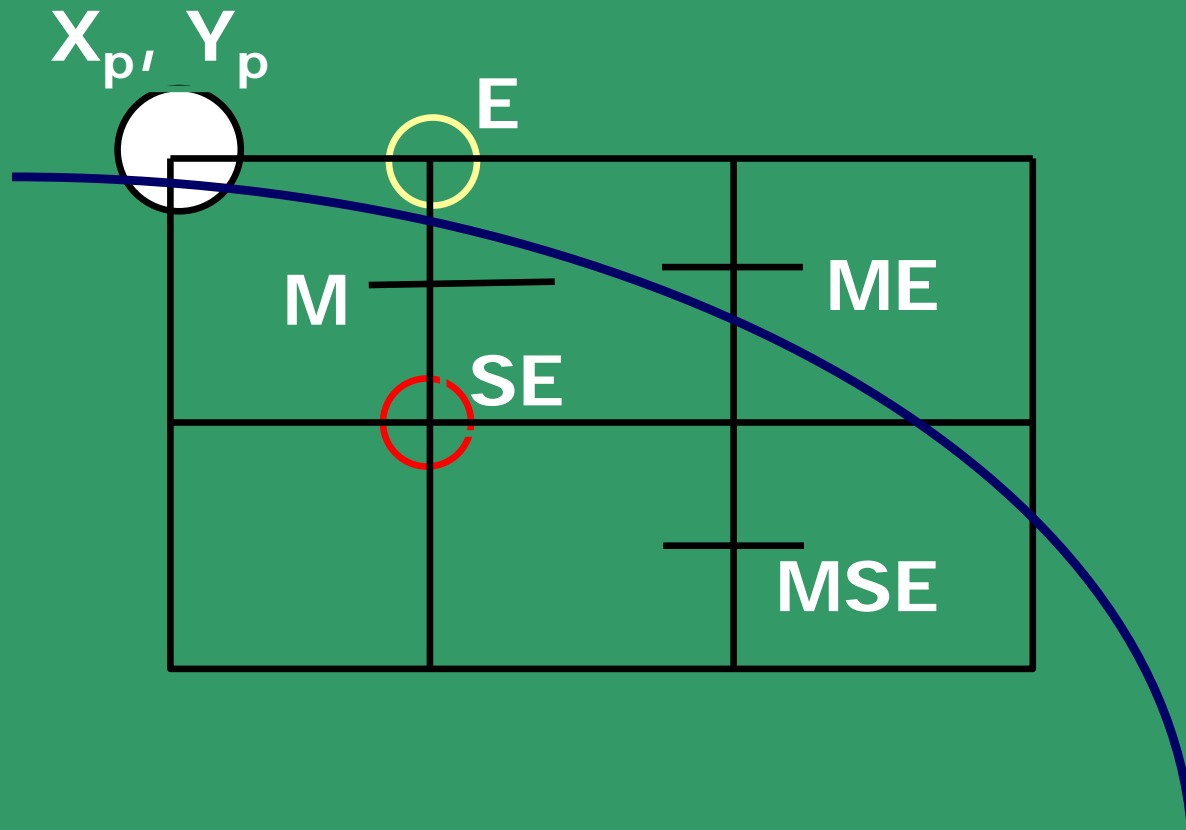
$$\mathbf{B = [\text{round}(X|_{Y_{\min}-1/2}), Y_{\min}]}$$

CIRCLE DRAWING

CIRCLE DRAWING



Assume second octant



Now the choice is between pixels E and SE .

CIRCLE DRAWING

Only considers circles centered at the origin with integer radii.

Can apply translations to get non-origin centered circles.

Explicit equation: $y = +/- \text{sqrt}(R^2 - x^2)$

Implicit equation: $F(x,y) = x^2 + y^2 - R^2 = 0$

Note: Implicit equations used extensively for advanced modeling

(e.g., liquid metal creature from "Terminator 2")

Use of Symmetry: Only need to calculate one octant. One can get points in the other 7 octants as follows:

Draw_circle(x, y)

begin

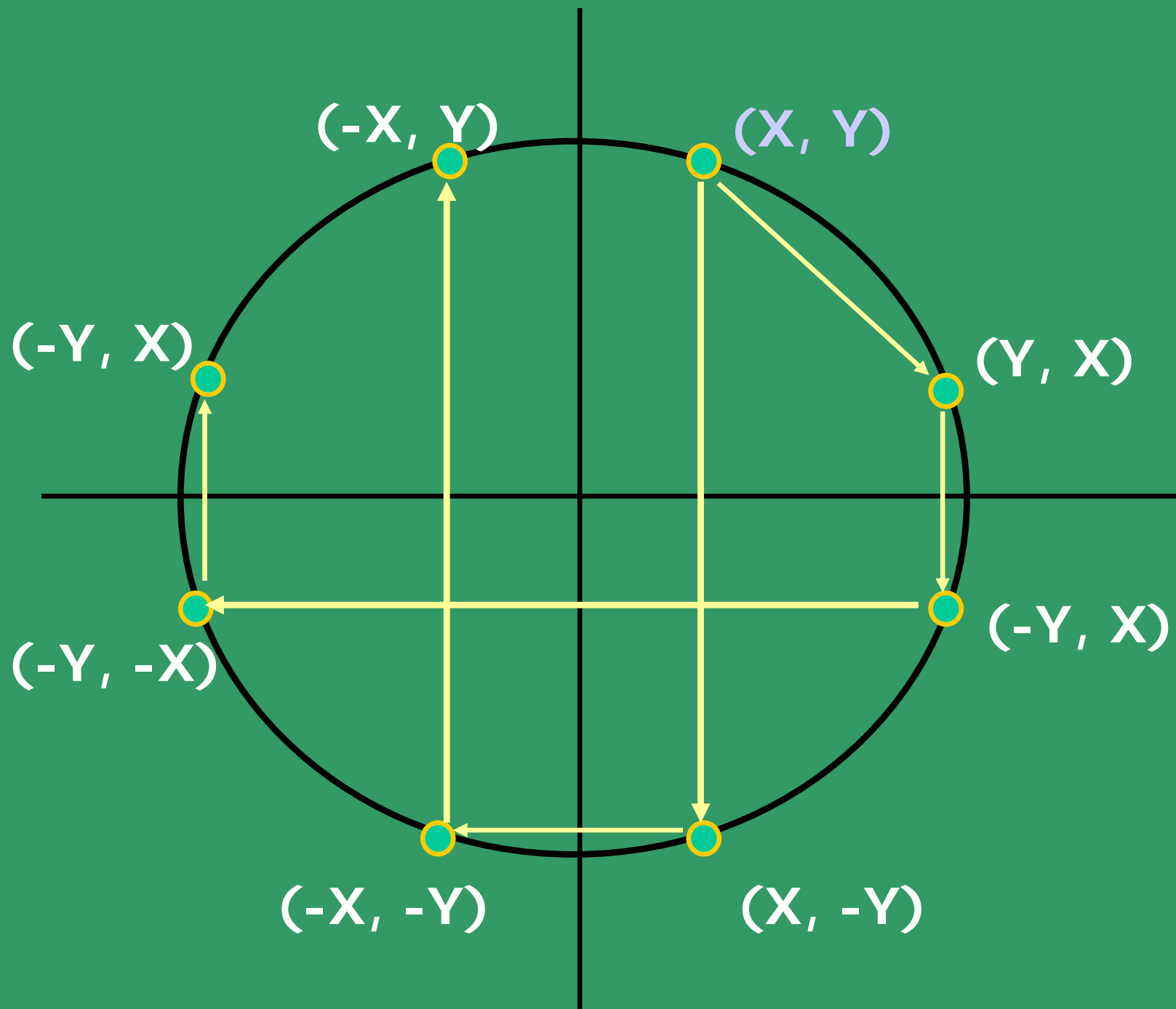
Plotpoint (x, y); Plotpoint (y, x);

Plotpoint (x, -y); Plotpoint (-y, x);

Plotpoint (-x, -y) ; Plotpoint (-y, -x);

Plotpoint (-x, y); Plotpoint (-y, x);

end



MIDPOINT CIRCLE ALGORITHM

Will calculate points for the **second octant**.

Use *draw_circle* procedure to calculate the rest.

Now the choice is between pixels **E** and **SE**.

$$F(x, y) = x^2 + y^2 - R^2 = 0$$

$F(x, y) > 0$ if point is outside the circle

$F(x, y) < 0$ if point inside the circle.

Again, use $d_{old} = F(M)$;

$$\begin{aligned} F(M) &= F(X_p + 1, Y_p - 1/2) \\ &= (X_p + 1)^2 + (Y_p - 1/2)^2 - R^2 \end{aligned}$$

$d \geq 0$ choose SE ; next midpoint: M_{new} ;

Increment + 1 in X, -1 in y; which gives d_{new} .

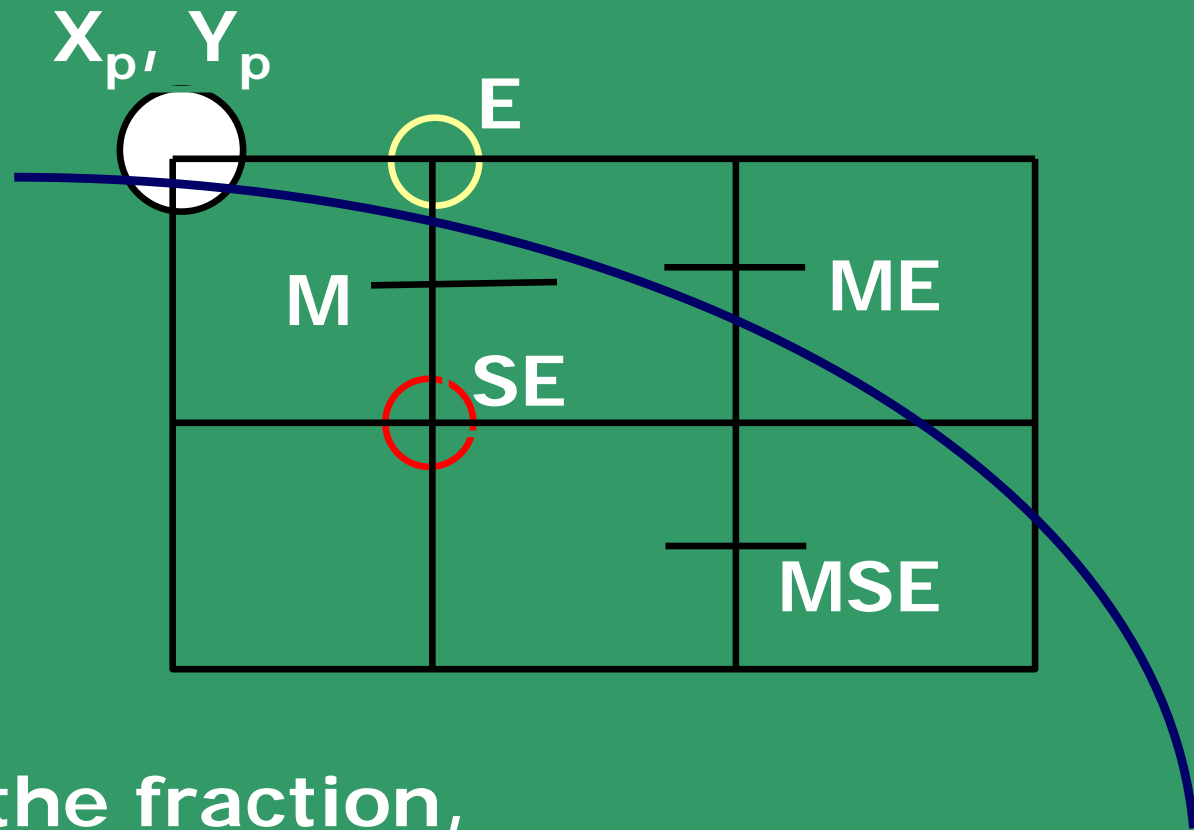
$d < 0$ choose E ; next midpoint: M_{new} ;

Increment + 1 in X; which gives d_{new} .

$$\begin{aligned}(\Delta d)_{SE} &= d_{new} - d_{old} \\ &= F(X_p + 2, Y_p - 3/2) - F(X_p + 1, Y_p - 1/2) \\ &= 2X_p - 2Y_p + 5 ;\end{aligned}$$

$$\begin{aligned}(\Delta d)_E &= d_{new} - d_{old} \\ &= F(X_p + 2, Y_p - 1/2) - F(X_p + 1, Y_p - 1/2) \\ &= 2X_p + 3;\end{aligned}$$

$$\begin{aligned}d_{start} &= F(X_0 + 1, Y_0 - 1/2) = F(1, R - 1/2) \\ &= 1 + (R - 1/2)^2 - R^2 = 1 + R^2 - R + 1/4 - R^2 \\ &= 5/4 - R\end{aligned}$$



To get rid of the fraction,

Let $h = d - \frac{1}{4} \Rightarrow h_{\text{start}} = 1 - R$

Comparison is: $h < -1/4$.

Since h is initialized to and incremented by integers, so we can just do with: $h < 0$.

*The Midpoint Circle algorithm:
(Version 1)*

$x = 0;$

$y = R;$

$h = 1 - R;$

DrawCircle(x, y);

while (y > x)

if h < 0 / select E */*

h = h + 2x + 3;

```
else /* select SE */  
h = h + 2(x - y) + 5;  
y = y - 1;  
endif
```

```
x = x + 1;  
DrawCircle(x, y);
```

```
end_while
```

Example:

$R = 10;$

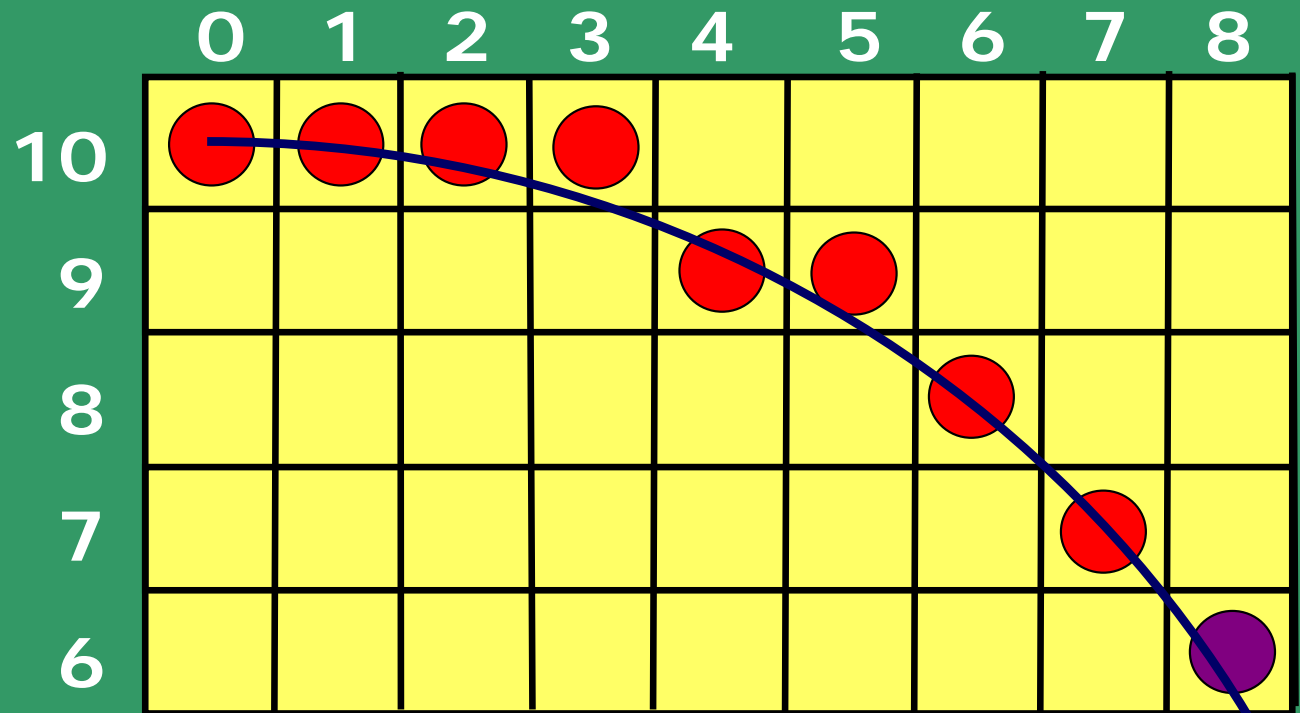
Initial Values:

$h = 1 - R = -9;$

$X = 0; Y = 10;$

$2X = 0;$

$2Y = 20.$



K	1	2	3	4	5	6	7
h	-6	-1	6	-3	8	5	6
2X	0	2	4	6	8	10	12
2Y	20	20	20	20	18	18	16
X, Y	(1, 10)	(2, 10)	(3, 10)	(4, 9)	(5, 9)	(6, 8)	(7, 7)

Problems with this?

Requires at least 1 multiplication and 3 additions per pixel.

Why? Because $(\Delta d)_E$ and $(\Delta d)_{SE}$ are linear functions and not constants.

Solution?

All we have to do is calculate the differences for: $(\Delta d)_E$ and $(\Delta d)_{SE}$ (check if these will be constants). Say, $(\Delta d^2)_E$ and $(\Delta d^2)_{SE}$.

If we chose E, then we calculate $(\Delta d^2)_{E/E}$ and $(\Delta d^2)_{E/SE}$, based on this. Same if we choose SE, then calculate $(\Delta d^2)_{SE/E}$ and $(\Delta d^2)_{SE/SE}$.

If we chose E, go from (X_p, Y_p) to $(X_p + 1, Y_p)$

$$(\Delta d)_{E\text{-old}} = 2X_p + 3, (\Delta d)_{E\text{-new}} = 2X_p + 5.$$

$$\text{Thus } (\Delta d^2)_{E/E} = 2.$$

$$(\Delta d)_{SE\text{-old}} = 2X_p - 2Y_p + 5,$$

$$(\Delta d)_{SE\text{-new}} = 2(X_p + 1) - 2Y_p + 5$$

$$\text{Thus } (\Delta d^2)_{E/SE} = 2.$$

If we chose SE,
go from (X_p, Y_p) to $(X_p + 1, Y_p - 1)$

$$(\Delta d)_{E\text{-old}} = 2X_p + 3, (\Delta d)_{E\text{-new}} = 2X_p + 5.$$

Thus $(\Delta d^2)_{SE/E} = 2.$

$$(\Delta d)_{SE\text{-old}} = 2X_p - 2Y_p + 5,$$
$$(\Delta d)_{SE\text{-new}} = 2(X_p + 1) - 2(Y_p - 1) + 5$$

Thus $(\Delta d^2)_{SE/SE} = 4.$

So, at each step, we not only increment h , but we also increment $(\Delta d)_E$ and $(\Delta d)_{SE}$.

What are $(\Delta d)_{E\text{-start}}$ and $(\Delta d)_{SE\text{-start}}$?

$$(\Delta d)_{E\text{-start}} = 2 * (0) + 3 = 3 ;$$

$$(\Delta d)_{SE\text{-start}} = 2 * (0) - 2 * (R) + 5$$

The MidPoint Circle Algorithm (Version 2):

```
x = 0;           y = radius;  
h = 1 - R ;  
deltaE = 3 ;    deltaSE = -2*R + 5 ;
```

```
DrawCircle(x, y);
```

```
while (y > x)
```

```
    if h < 0    /* select E */
```

```
        h = h + deltaE ;
```

```
        deltaE = deltaE + 2;
```

```
        deltaSE = deltaSE + 2
```

```
else      /* select SE */
```

```
    h = h + deltaSE ;
```

```
    deltaE = deltaE + 2 ;
```

```
    deltaSE = deltaSE + 4
```

```
    y = y - 1 ;
```

```
endif
```

```
x = x + 1 ;
```

```
DrawCircle(x, y) ;
```

```
end_while
```

Example:

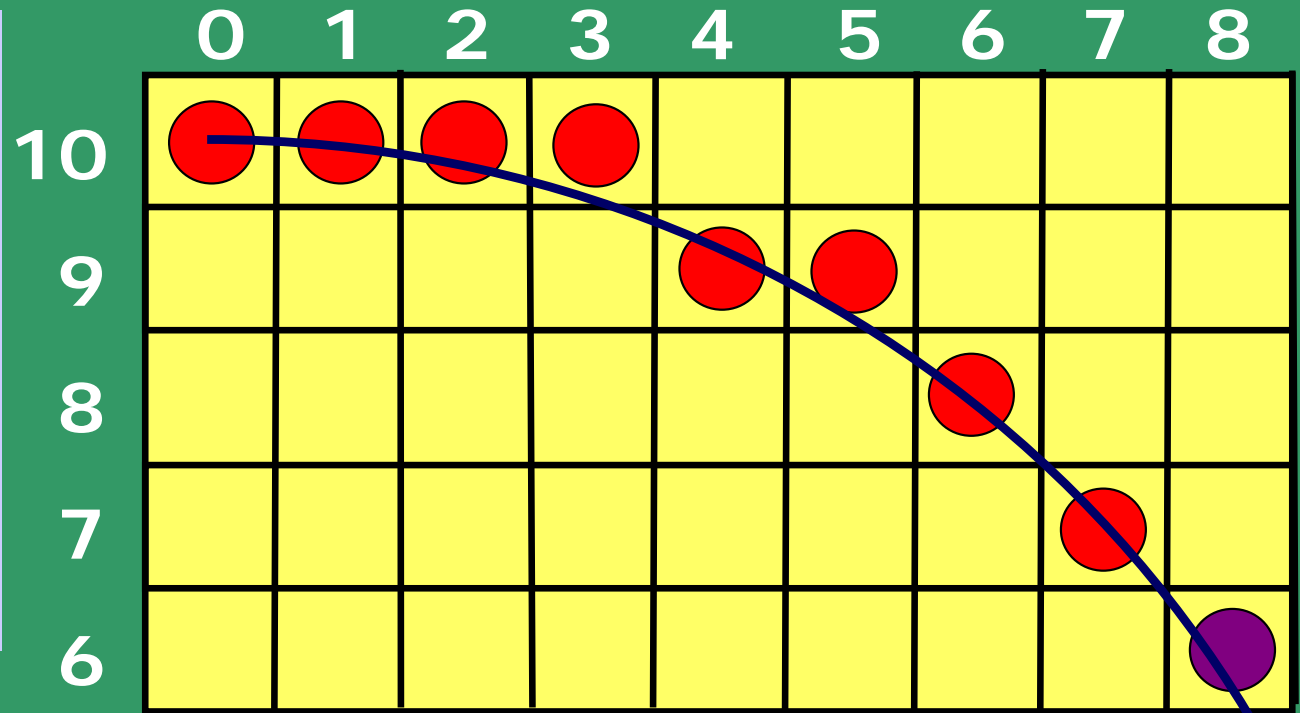
$R = 10;$

Initial Values:
 $X = 0; Y = 10;$

$h = 1 - R = -9;$

$\Delta_E = 3;$

$\Delta_{SE} = -15;$



K	1	2	3	4	5	6	7
h	-6	-1	6	-3	8	5	6
Δ_E	5	7	9	11	13	15	17
Δ_{SE}	-13	-11	-9	-5	-3	1	5
X, Y	(1, 10)	(2, 10)	(3, 10)	(4, 9)	(5, 9)	(6, 8)	(7, 7)

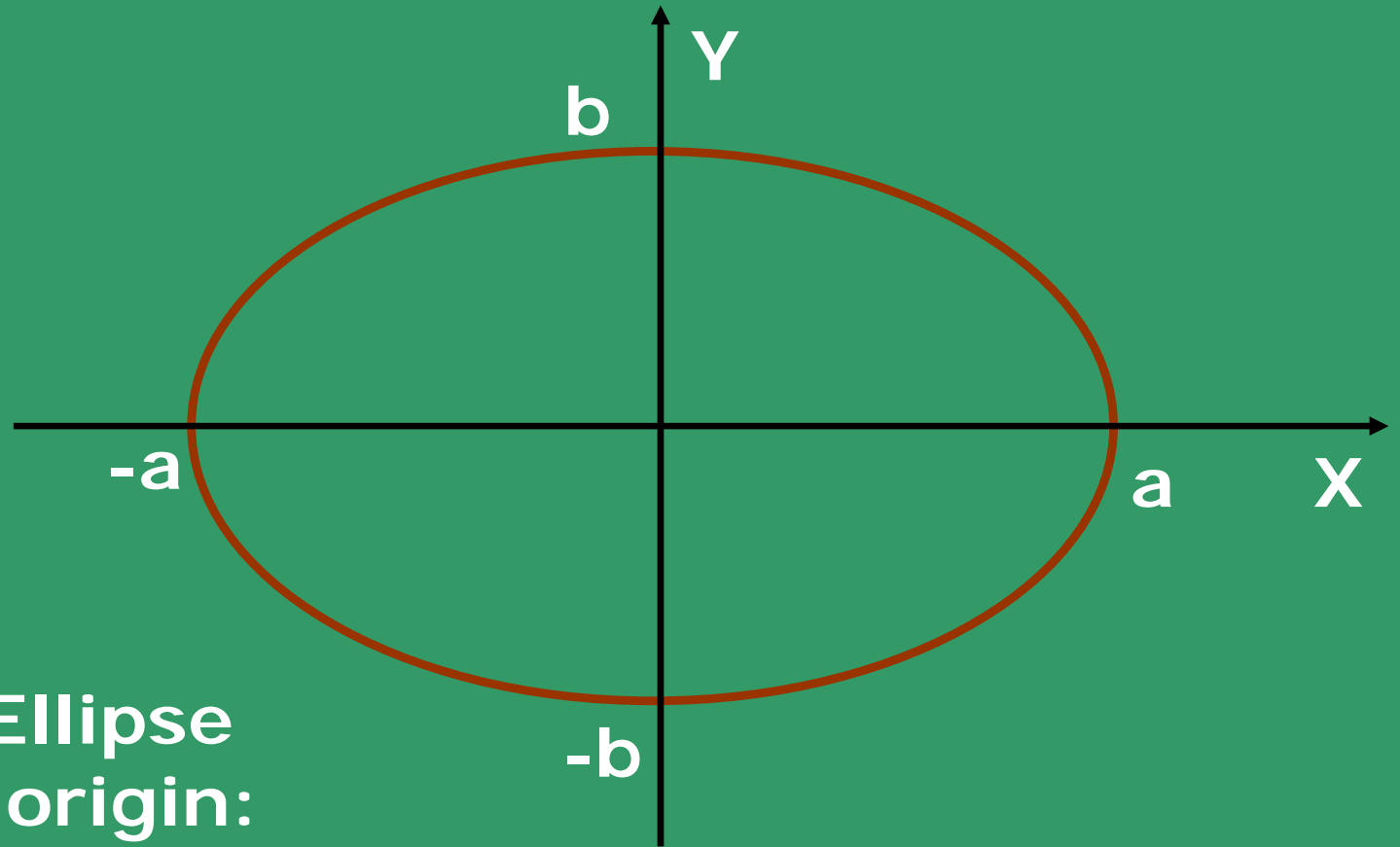
Comparison of the solutions with two different methods

K	1	2	3	4	5	6	7
h	-6	-1	6	-3	8	5	6
Δ_E	5	7	9	11	13	15	17
Δ_{SE}	-13	-11	-9	-5	-3	1	5
X, Y	(1, 10)	(2, 10)	(3, 10)	(4, 9)	(5, 9)	(6, 8)	(7, 7)

K	1	2	3	4	5	6	7
h	-6	-1	6	-3	8	5	6
2X	0	2	4	6	8	10	12
2Y	20	20	20	20	18	18	16
X, Y	(1, 10)	(2, 10)	(3, 10)	(4, 9)	(5, 9)	(6, 8)	(7, 7)

ELLIPSE DRAWING

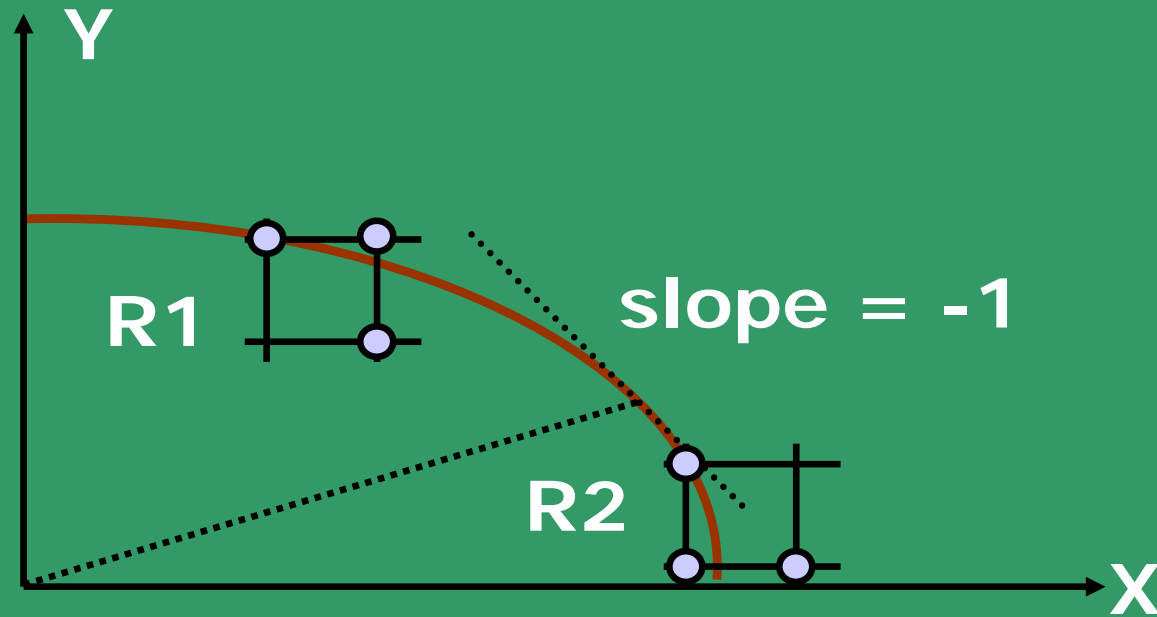
SCAN CONVERTING ELLIPSES



Equation of Ellipse
centered at origin:

$$F(X,Y) = b^2 X^2 + a^2 Y^2 - a^2 b^2 = 0$$

Length of the major axis: $2a$;
and minor axis: $2b$.



Draw pixels in two regions R1 and R2, to fill up the first Quadrant.

Points in other quadrants are obtained using symmetry.

We need to obtain the point on the contour where the slope of the curve is -1 .

This helps to demarcate regions R1 and R2.

The choice of pixels in **R1** is between **E** and **SE**, whereas in **R2**, it is **S** and **SE**.

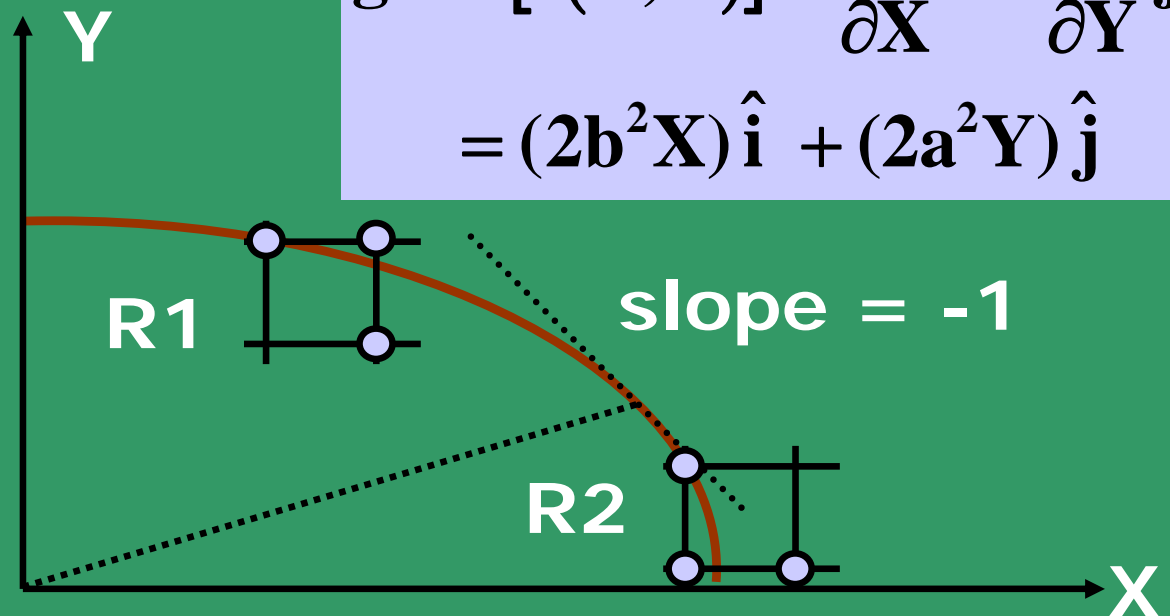
$$F(X, Y) = b^2 X^2 + a^2 Y^2 - a^2 b^2 = 0$$

$$\begin{aligned} \text{grad}[f(X, Y)] &= \frac{\partial f}{\partial X} \hat{i} + \frac{\partial f}{\partial Y} \hat{j} \\ &= (2b^2 X) \hat{i} + (2a^2 Y) \hat{j} \end{aligned}$$

$$\text{In R1: } \left| \frac{\partial f}{\partial Y} \right| > \left| \frac{\partial f}{\partial X} \right|$$

and

$$\text{in R2: } \left| \frac{\partial f}{\partial X} \right| > \left| \frac{\partial f}{\partial Y} \right|$$



At the region boundary point on the ellipse:

$$\left| \frac{\partial f}{\partial Y} \right| = \left| \frac{\partial f}{\partial X} \right|$$

Based on this condition,
we obtain the criteria when the next mid-point
moves from R1 to R2 :

$$b^2 (X_p + 1) \geq a^2 (Y_p - 1/2)$$

When the above condition occurs,
we switch from R1 to R2.

Analysis in region R1:

Let the current pixel be (X_p, Y_p) ; $d_{old} = F(M_1)$;

$$\begin{aligned}
 F(M_1) &= d_{\text{old}} = F(X_p + 1, Y_p - 1/2) \\
 &= b^2(X_p + 1)^2 + a^2(Y_p - 1/2)^2 - a^2b^2
 \end{aligned}$$

For choice E ($d < 0$):

$$\begin{aligned}
 d_{\text{new}} &= F(X_p + 2, Y_p - 1/2) \\
 &= b^2(X_p + 2)^2 + a^2(Y_p - 1/2)^2 - a^2b^2 \\
 &= d_{\text{old}} + b^2(2X_p + 3);
 \end{aligned}$$

Thus, $(\Delta d)_{E1} = b^2(2X_p + 3)$;
 For choice SE ($d \geq 0$):

$$\begin{aligned}
 d_{\text{new}} &= F(X_p + 2, Y_p - 3/2) \\
 &= b^2(X_p + 2)^2 + a^2(Y_p - 3/2)^2 - a^2b^2 \\
 &= d_{\text{old}} + b^2(2X_p + 3) + a^2(-2Y_p + 2);
 \end{aligned}$$

Thus, $(\Delta d)_{SE1} = b^2(2X_p + 3) + a^2(-2Y_p + 2)$;

Initial Condition:

In region R1, first point is $(0, b)$.

$$(d_{\text{init}})_{R1} = F(1, b - 1/2) = b^2 + a^2(1/4 - b) ;$$

Problem with a fractional (floating point) value for $(d_{\text{init}})_{R1}$?

Switch to Region R2, when:

$$b^2 (X_p + 1) \geq a^2 (Y_p - 1/2)$$

Let the last point in R1 be (X_k, Y_k) .

$$\begin{aligned} F(M_2) &= F(X_k + 1/2, Y_k - 1) \\ &= b^2(X_k + 1/2)^2 + a^2(Y_k - 1)^2 - a^2b^2 \\ &= (d_{\text{init}})_{R2} \end{aligned}$$

$$\begin{aligned} F(M_2) &= d_{\text{old}} = F(X_k + 1/2, Y_k - 1) \\ &= b^2(X_k + 1/2)^2 + a^2(Y_k - 1)^2 - a^2b^2 \end{aligned}$$

For choice SE ($d < 0$):

$$\begin{aligned} d_{\text{new}} &= F(X_k + 3/2, Y_k - 2) \\ &= b^2(X_k + 3/2)^2 + a^2(Y_k - 2)^2 - a^2b^2 \\ &= d_{\text{old}} + b^2(2X_k + 2) + a^2(-2Y_k + 3); \end{aligned}$$

$$\text{Thus, } (\Delta d)_{SE2} = b^2(2X_k + 2) + a^2(-2Y_k + 3);$$

For choice S ($d \geq 0$):

$$\begin{aligned} d_{\text{new}} &= F(X_k + 1/2, Y_k - 2) \\ &= b^2(X_k + 1/2)^2 + a^2(Y_k - 2)^2 - a^2b^2 \\ &= d_{\text{old}} + a^2(-2Y_k + 3); \end{aligned}$$

$$\text{Thus, } (\Delta d)_{S2} = a^2(-2Y_k + 3);$$

Stop iteration, when $Y_k = 0$;

```

void MidPointEllipse (int a, int b, int value);
{
    double d2; int X = 0; int Y = 0;
    sa = sqr(a); sb = sqr(b);
    double d1 = sb - sa*b + 0.25*sa;
        EllipsePoints(X, Y, value);
    /* 4-way symmetrical pixel plotting */

while ( sa*(Y - 0.5) > sb*(X + 1))
        /*Region R1 */
{
    if (d1 < 0) /*Select E */
        d1 += sb*((X<<1) + 3);
    else /*Select SE */
        { d1 += sb*((X<<1) + 3) + sa*
            (-(Y<<1) + 2); Y-- ; }
        X++ ; EllipsePoints(X, Y, value);
}
}

```

```
double d2 = sb*sqr(X + 0.5) +
           sa*sqr(Y - 1) - sa*sb;
```

```
while (Y > 0) /*Region R2 */
```

```
{   if (d2 < 0) /*Select SE */
```

```
    { d2 += sb*((X<<1) + 2) +
      sa*(-(Y<<1) + 3);
      X++; }
```

```
    else /*Select S */
```

```
      d2 += sa*(-(Y<<1) + 3);
```

```
      Y-- ; EllipsePoints(X, Y, value);
```

```
    }
```

```
}
```

In some cases the quality of the picture is not satisfactory

