



ENGLISH 101

English I


NORMS




PUNCTUALITY



ACTIVE
LEARNING



RESPECT
AND
EMPATHY



COLLECTIVE
LEARNING



PRE-ACTIVTY

WATCH A VIDEO



PRESENTATION SKILL

What is a Presentation?

Some things to keep in mind-

- Being clear about the objective
- Plan a hook to catch the attention of the audience
- Organizing the information-simple to complex
- Use of visuals (Slides, pictures, videos)
- Repetition and flow
- Appearance
- Rehearse



PRESENTATION SKILL

- Signalling the Structure: Signposting
 1. The topic of the talk (I want to focus on...)
 2. A complete section (And now, I'd like to turn to the issue of long working hours...)
 3. A new point in a list (Secondly, unemployment causes social unrest...)
 4. A contrasting point (However, others believe that a woman's place is in the home...)
 5. An example (In some countries, for example, India and Thailand, child labour is a fact of economic life...)
 6. A point of special Importance (And here I would like to emphasize the importance of training...)



PRESENTATION SKILL

Presentation Practice:

Plan a short talk (2 or 3 minutes) on the topic of work.

- working hours
- equal pay for men and women
- sick leave
- holidays
- work and family time
- child labour
- job security
- unemployment
- work and personal fulfilment
- self-employment



PASS THE MIC TO...

NOW I'M GOING TO PASS THE MIC TO....